CORONAVIRUS ADVISORY INFORMATION:

CLICK HERE for City Updates

CLICK HERE for County Updates

CITY COUNCIL

Devin T. Murphy, Mayor
Maureen Toms, Mayor Pro Tem
Cameron Sasai, Council Member
Anthony Tave, Council Member
Norma Martínez-Rubin, Council Member

PINOLE CITY COUNCIL
SPECIAL MEETING AGENDA

TUESDAY
April 25, 2023
6:00 P.M
Please note: HYBRID MEETING FORMAT
Attend in Person: PINOLE CITY COUNCIL CHAMBERS - 2131 PEAR STREET
OR
Attend VIA ZOOM TELECONFERENCE – Details provided below

How to Submit Public Comments:

In Person: Attend meeting at the Pinole City Council Chambers, fill out a yellow public comment card and submit it to the City Clerk.

Via Zoom:

Members of the public may submit a live remote public comment via Zoom video conferencing. Download the Zoom mobile app from the Apple Appstore or Google Play. If you are using a desktop computer, you can test your connection to Zoom by clicking here. Zoom also allows you to join the meeting by phone.

From a PC, Mac, iPad, iPhone or Android:

https://us02web.zoom.us/j/89335000272

Webinar ID: 893 3500 0272

By phone: +1 (669) 900-6833 or +1 (253) 215-8782 or +1 (346) 248-7799

- Speakers will be asked to provide their name and city of residence, although providing this is not required for participation.
- Each speaker will be afforded up to 3 minutes to speak (subject to modification by the Mayor)
- Speakers will be muted until their opportunity to provide public comment.

When the Mayor opens the comment period for the item you wish to speak on, please use the "raise hand" feature (or press *9 if connecting via telephone) which will alert staff that you have a comment to provide and press *6 to unmute. To comment with your video enabled, please let the City Clerk know you would like to turn your camera on once you are called to speak.

Written Comments: All comments received **before 3:00 pm the day of the meeting** will be posted on the City's website on the agenda page (Agenda Page Link) and provided to the City Council prior to the meeting. Written comments will not be read aloud during the meeting.

Email comments to comment@ci.pinole.ca.us Please indicate which item on the agenda you are commenting on in the subject line of your email.

Please note: Updated COVID-19 safety protocols will be posted outside the City Council Chambers. Please review this information before entering the Council Chambers.

OTHER WAYS TO WATCH THE MEETING

LIVE ON CHANNEL 26. They are retelecast the following Thursday at 6:00 p.m. The Community TV Channel 26 schedule is published on the city's website at www.ci.pinole.ca.us.

VIDEO-STREAMED LIVE ON THE CITY'S WEBSITE, www.ci.pinole.ca.us. and remain archived on the site for five (5) years.

If none of these options are available to you, or you need assistance with public comment, please contact the City Clerk, Heather Bell at (510) 724-8928 or hbell@ci.pinole.ca.us .

Americans With Disabilities Act: In compliance with the Americans With Disabilities Act of 1990, if you need special assistance to participate in a City Meeting or you need a copy of the agenda, or the agenda packet in an appropriate alternative format, please contact the City Clerk's Office at (510) 724-8928. Notification at least 48 hours prior to the meeting or time when services are needed will assist the City staff in assuring that reasonable arrangements can be made to provide accessibility to the meeting or service.

Note: Staff reports are available for inspection on the City Website at www.ci.pinole.ca.us. You may also contact the City Clerk via e-mail at hbell@ci.pinole.ca.us .

Ralph M. Brown Act. Gov. Code § 54950. *In enacting this chapter, the Legislature finds and declares that the public commissions, boards and councils and the other public agencies in this State exist to aid in the conduct of the people's business. It is the intent of the law that their actions be taken openly and that their deliberations be conducted openly. The people of this State do not yield their sovereignty to the agencies, which serve them. The people, in delegating authority, do not give their public servants the right to decide what is good for the people to know and what is not good for them to know. The people insist on remaining informed so that they may retain control over the instruments thev have created.*

1. CALL TO ORDER & PLEDGE OF ALLEGIANCE IN HONOR OF THE US MILITARY TROOPS

2. LAND ACKNOWLEDGMENT

Before we begin, we would like to acknowledge the Ohlone people, who are the traditional custodians of this land. We pay our respects to the Ohlone elders, past, present, and future, who call this place, Ohlone Land, the land that Pinole sits upon, their home. We are proud to continue their tradition of coming together and growing as a community. We thank the Ohlone community for their stewardship and support, and we look forward to strengthening our ties as we continue our relationship of mutual respect and understanding.

3. ROLL CALL, CITY CLERK'S REPORT & STATEMENT OF CONFLICT

An official who has a conflict must, prior to consideration of the decision: (1) publicly identify in detail the financial interest that causes the conflict; (2) recuse himself /herself from discussing and voting on the matter; and (3) leave the room until after the decision has been made, Cal. Gov't Code § 87105.

4. CITIZENS TO BE HEARD (Public Comments)

Citizens may speak under any item not listed on the Agenda. The time limit is 3 minutes and is subject to modification by the Mayor. Individuals may not share or offer time to another speaker. Pursuant to provisions of the Brown Act, no action may be taken on a matter unless it is listed on the agenda, or unless certain emergency or special circumstances exist. The City Council may direct staff to investigate and/or schedule certain matters for consideration at a future Council meeting. PLEASE SEE THE COVERSHEET OF THE AGENDA FOR INSTRUCTIONS ON HOW TO SUBMIT PUBLIC COMMENTS

5. NEW BUSINESS

A. Fiscal Year (FY) 2023/24 General Fund Baseline Budget And Preliminary Council Requests For FY 2023/24 Budget Changes **[Action: Discuss and provide direction (Guillory)]**

B. Overview Of Draft Fiscal Year 2023-24 Through 2027-28 Capital Improvement Plan [**Action: Discuss and provide direction (Kaur)]**

6. ADJOURNMENT to the Special City Council Meeting of April 29, 2023 in Remembrance of Amber Swartz.

I hereby certify under the laws of the State of California that the foregoing Agenda was posted on the bulletin board at the main entrance of Pinole City Hall, 2131 Pear Street Pinole, CA, and on the City's website, not less than 24 hours prior to the meeting date set forth on this agenda.

_____

Heather Bell, CMC
City Clerk

POSTED: April 20, 2023 at 3:30 p.m.

CITY COUNCIL REPORT

5A

DATE: **APRIL 25, 2023**

TO: **MAYOR AND COUNCIL MEMBERS**

FROM: **MARKISHA GUILLORY, FINANCE DIRECTOR**

SUBJECT: **FISCAL YEAR (FY) 2023/24 GENERAL FUND BASELINE BUDGET AND PRELIMINARY COUNCIL REQUESTS FOR FY 2023/24 BUDGET CHANGES**

RECOMMENDATION

City staff recommends that the City Council:

- Receive a report on the Fiscal Year (FY) 2023/24 General Fund baseline budget and direct staff to make adjustments to assumptions, if any; and
- Inform staff of preliminary Council Member requests for potential FY 2023/24 General Fund budget additions or deletions.

BACKGROUND

The City operates on an annual budget cycle. Through the budget, the City Council approves revenue estimates and authorizes City staff to expend the City's financial resources. City staff is responsible for preparing a proposed budget for City Council's consideration, modification, and adoption.

The first step in the annual budget development process is for City staff to create a "baseline" budget for the upcoming fiscal year. The baseline budget for the upcoming fiscal year (FY 2023/24, in this case) contains all of the ongoing revenue and expenditure items from the current budget (FY 2022/23) adjusted for known or anticipated changes in economic conditions, costs of goods and services, contractual agreements, etc. Staff uses the baseline budget to then develop the proposed budget for the upcoming fiscal year and the status quo long-term financial forecast.

The City's revenues and expenditures are partitioned into different "funds" to ensure that revenues that are intended for specific purposes are expended accordingly. The City's main fund, which accounts for all of the City's general revenues and supports most of the City's core services, such as police, fire, community services and recreation, and street and facility maintenance, is the General Fund, which includes revenue from Measure S 2006 and Measure S 2014. General Fund resources can be spent on many different City activities. Because the General Fund is the largest and

most flexible pool of City resources, it is the central focus of the City's budget. The City has many other funds that account for revenues that are restricted for specific services and associated expenditures. These include funds such as the Sewer Fund,

City staff has prepared the FY 2023/24 General Fund baseline budget to present to the City Council, both to seek Council's feedback on the assumptions it contains as well as to inform the Council of the City's underlying General Fund budget condition entering the upcoming fiscal year.

In short, the revenues of the FY 2023/24 General Fund baseline budget are very similar to the baseline revenues that the City forecasted for FY 2023/24 in the Long-Term Financial Plan (LTFP) for Fiscal Year (FY) 2022/23 - FY 2026/27, which was published in June 2022. The LTFP forecasted General Fund baseline revenues of $25,830,113 for FY 2023/24. The FY 2023/24 General Fund baseline budget forecasts revenues of $25,590,274. However, the expenditures of the FY 2023/24 General Fund baseline budget are higher than the expenditures forecasted in the LTFP. Whereas the LTFP forecasted General Fund baseline expenditures of $25,535,642 for FY 2023/24, the FY 2023/24 General Fund baseline budget forecasts expenditures of $26,054,332. So, whereas the LTFP forecasted a small General Fund surplus for FY 2023/24 ($294,471), the FY 2023/24 General Fund baseline budget forecasts a small General Fund shortfall for FY 2023/24 ($464,058). The factors driving this change are described below. This means that the City does not currently have the financial capacity to add new activities or expenditures to the General Fund budget unless it removes a commensurate amount of activities or expenditures.

It is important to note that the baseline budget is not the same as the proposed budget. Once the baseline budget is set, it is built upon to produce the proposed budget, which will include non-recurring items, such as special initiatives and projects, and capital improvement projects. The City can adopt a balanced budget even if the baseline budget has a small shortfall. That would require that the City Council remove some activities and expenses from the baseline budget.

City staff presented the FY 2023/24 General Fund baseline budget to the Finance Subcommittee on April 12, 2023. The Subcommittee did not direct any changes to the assumptions embedded in the baseline budget. Staff has since made refinements to the baseline budget, particularly fine tuning some cost allocation between the General Fund and other funds and ensuring that the baseline does not include any one-time expenses.

The City instituted a new approach to the budget process beginning last year with the development of the FY 2022/23 budget. City staff asked the City Council to surface its preliminary ideas for additions or deletions to the budget early in the budget development process, so that City staff had adequate time to estimate the cost of any such additions or deletions as well as confirm the operational feasibility of such additions or deletions. City staff asked the City Council to surface those ideas at the special City Council meeting at which the General Fund baseline budget was

presented. City staff is again requesting that the City Council surface its preliminary ideas for additions or deletions to the budget at the special Council meeting at which the General Fund baseline budget is presented, which for FY 2023/24, will be on April 25, 2023. It is important to note, as stated above, that the FY 2023/24 baseline budget has a small shortfall, which means that the City does not currently have the financial capacity to add new activities or expenditures to the General Fund budget unless it removes a commensurate amount of activities or expenditures.

REVIEW AND ANALYSIS

Budget Development Process

As noted above, the City goes through an annual process of developing a budget for the upcoming fiscal year. The City's budget development process is considered an "incremental" budget process, meaning that the budget for the upcoming year is developed based on the current year's budget and includes incremental changes. City staff takes the following steps to create the Preliminary Proposed budget:

- Finance Department will use the current FY 2022/23 budget, which incorporates any mid-year changes approved by the City Council, as the starting point;
- Finance Department creates a "baseline budget" for FY 2023/24 by taking the ongoing revenues and expenditures included in the current FY 2022/23 budget and factoring in known or assumed changes in economic conditions, costs of goods and services, contractual agreements, etc.;
- Departments submit requests for changes from the baseline budget to address proposed special projects or increased service levels; and
- Finance Department and City Manager consider department requests for changes to the baseline budget and prepare a Preliminary Proposed budget for the City Council's consideration.

Fiscal Year (FY) 2023/24 General Fund Baseline Budget

The FY 2023/24 General Fund baseline budget includes recurring General Fund revenues, such as the tax revenues, public safety charges, other revenues, and transfers in. Revenues reflect growth rate assumptions. Recurring General Fund expenditures have also been adjusted. This includes increases in the salaries/wages to account for salary increases, increases in benefits consistent with updated rates, and inflationary increases in operations and maintenance. The baseline budget assumes no change in the staff levels or programs. The baseline budget illustrates whether, if the City maintains its current revenue mechanisms and staffing and service levels, the budget would be balanced or not. It is a public finance best practice, and a goal of the City's Financial Policy on a Structurally Balanced Budget, to create a proposed General Fund operating budget that is structurally balanced, meaning that ongoing revenues equal or exceed ongoing expenditures.

A notable change to the baseline budget is that it does not include the Fire Department. Effective March 1, 2023, the City entered into an agreement with the Contra Costa County Fire Protection District (CCCFPD) to operate the two Pinole fire stations and provide fire protection and emergency medical services to residents. The baseline budget includes funding for the fire services agreement based on the contract amount for FY 2023/24.

Table 1 below illustrates the FY 2022/23 General Fund baseline budget and the FY 2023/24 General Fund baseline budget.

Table 1 – Comparison of FY 2022/23 and FY 2023/24 General Fund Baseline Budgets

	FY2022/23 Baseline	FY 2023/24 Baseline	$ Change	% Change
Sources				
PROPERTY TAX	$ 4,776,626	$ 5,678,211	$ 901,585	19%
SALES TAX	4,582,095	4,621,023	38,928	1%
LOCAL SALES TAX - MEASURE S 2006 & 2014	4,902,000	4,972,000	70,000	1%
UTILITY USERS TAX	1,934,150	2,085,485	151,335	8%
FRANCHISE TAX	786,790	794,658	7,868	1%
INTERGOVERNMENTAL TAX	2,215,948	2,385,800	169,852	8%
TRANSIENT OCCUPANCY TAX	440,000	453,200	13,200	3%
BUSINESS LICENSE	412,500	433,125	20,625	5%
CHARGES FOR SERVICES	1,405,108	1,432,539	27,431	2%
OTHER REVENUES	549,640	488,753	(60,887)	-11%
Total Revenues	22,004,857	23,344,794	1,339,937	6%
TRANSFERS IN	2,016,612	2,245,480	228,868	11%
Total Sources	24,021,469	25,590,274	1,568,805	7%
Uses				
By Category				
SALARIES & WAGES	11,492,312	9,407,231	(2,085,081)	-18%
BENEFITS	7,496,535	6,050,317	(1,446,218)	-19%
OPERATIONS AND MAINTENANCE	3,298,050	2,539,667	(758,383)	-23%
CCCFPD FIRE SERVICES AGREEMENT	-	5,674,781	5,674,781	0%
CAPITAL OUTLAY	294,993	350,274	55,281	19%
DEBT SERVICE	596,107	611,107	15,000	3%
Total Expenditures By Category	23,177,997	24,633,377	1,455,380	6%
TRANSFERS OUT	1,420,955	1,420,955	-	0%
Total Uses By Category	24,598,952	26,054,332	1,455,380	6%
By Department				
CITY COUNCIL	188,396	175,858	(12,538)	-7%
CITY MANAGER	565,943	503,471	(62,472)	-11%
CITY CLERK	586,347	565,499	(20,848)	-4%
CITY TREASURER	8,662	8,727	65	1%
CITY ATTORNEY	321,057	325,433	4,376	1%
FINANCE	632,747	810,961	178,214	28%
HUMAN RESOURCES	768,472	902,040	133,568	17%
NON-DEPARTMENTAL	2,466,824	2,532,547	65,723	3%
POLICE DEPARTMENT	10,268,311	11,185,847	917,536	9%
FIRE	5,514,428	5,703,689	189,261	3%
PUBLIC WORKS	2,292,429	2,357,900	65,471	3%
COMMUNITY DEVELOPMENT	526,464	516,625	(9,839)	-2%
RECREATION	458,872	465,736	6,864	1%
Total Uses By Department	24,598,952	26,054,332	1,455,381	6%
Net Surplus/(Deficit)	(577,483)	(464,058)		

General Fund Revenues

As noted above, the revenues of the FY 2023/24 General Fund baseline budget are very similar to the baseline revenues that the City forecasted for FY 2023/24 in the LTFP for FY 2022/23 - FY 2026/27.

Property Tax

Property tax is an ad valorem tax imposed on real property (land and permanently attached improvements such as buildings) and tangible personal property (movable property). The fixed statutory rate is 1% of assessed valuation. Assessed value is based on the 1975 property values with subsequent increases limited to 2% or CPI growth, whichever is less. Property tax is made up of four components—secured (basic and Redevelopment Property Tax Trust Fund (RPTTF); unsecured; supplemental; and property transfer tax). The baseline budget assumes a net 19% increase in property tax due. This is due to a 1% increase in basic property tax revenue and a significant ongoing increase due to a final payment having been made in FY 2022/23 on one significant former Redevelopment Agency debt (the repayment to the Housing Set Aside Fund of the 2009-10 & 2010-11 SERAF loans) and the penultimate payment of another significant former Redevelopment Agency debt (Pinole Vista Redevelopment Project 2015A Tax Allocation Refunding Bond). Property tax revenue is expected to see another significant ongoing increase beginning in FY 2024/25 because the final payment of the former Redevelopment Agency Pinole Vista Redevelopment Project 2015A Tax Allocation Refunding Bond debt will be made in FY 2023/24.

Sales Tax

The overall sales tax rate on purchases made in Pinole is 9.75%. Of that amount, the City receives the statewide standard 1% (referred to as the Bradley Burns sales tax) plus 0.5% due to Measure S 2006 and 0.5% due to Measure S 2014. The FY 2023/24 baseline budget assumes a 1% growth rate in the City's sales tax revenue, consistent with projections provided by HdL, the City's sales tax consultant.

Utility Users Tax

Utility Users' Tax (UUT) is an 8% tax levied on the consumption of telecommunication, gas, and electricity by businesses and residents in Pinole. The FY 2023/24 baseline budget assumes an 8% increase based on trend analysis. The electricity and gas segments in particular continue to increase substantially year over year.

Franchise tax

Franchise tax is levied at an average of 5% on public utilities and other corporations that furnish gas, electric, water, cable TV, refuse or similar services to citizens living within city boundaries. In Pinole, these specifically include Comcast, AT&T, PG&E,

and Republic Services. The various fees are delineated in franchise agreements and are paid directly to the city by these franchisees. Estimates are based on historical experience. The FY 2023/24 baseline budget assumes a 1% increase based on trend analysis.

Intergovernmental Taxes

Motor vehicle in-lieu fee (VLF) revenue is the City's share of motor vehicle license fees levied, collected and apportioned by the State. VLF is a tax on the ownership of registered motor vehicles which takes the place of taxation of this personal property. The VLF is paid annually at the time vehicle licenses are renewed based on current value adjusted for depreciation. The FY 2023/24 baseline budget assumes an 8% increase, consistent with projections provided by HdL, the City's property tax consultant.

Transient Occupancy Tax

Transient occupancy tax (TOT) is a 10% tax levied by the City for the privilege of occupying quarters on a transient basis in accordance with Chapter 3.24 of Municipal Code. This tax is imposed upon persons staying 30 days or less in a motel or lodging facility, and short-term rentals, such as Airbnb. The FY 2023/24 baseline budget assumes a 3% growth rate based on industry trends.

Business License Tax

Business license tax is assessed on all businesses doing business within City limits in accordance with Municipal Code Title 5. The City charges business license tax in accordance with the provisions of Government Code 37101. Pinole's tax is computed based on a flat tax (currently $160 per year) combined with a variable tax component based on the number of employees. The FY 2023/24 baseline budget assumes a 5% increase based on trend analysis.

Charges for Services

Charges for services is entirely comprised of payments that the City receives from the cities of Hercules and San Pablo for police dispatch services the City provides to those cities. The FY 2023/24 baseline budget assumes a 2% increase in these charges based on the formula in the current service agreement. A new agreement is currently under negotiation.

Other Revenue

Other revenue is made up of all other revenue sources, such as fees, permits, interest income, grants, reimbursements, and other miscellaneous revenue. These revenues are projected primarily using historical trend analysis. The FY 2023/24 baseline

budget assumes an 11% decrease mainly due to revenues previously generated by the Fire Department shifting to CCCFPD under the fire services agreement.

Transfers In

The transfer in comes from the Pension Section 115 Trust to offset the increase in pension costs in the General Fund. The amount transferred is based on the difference between the City's base year (FY 2018/19) contribution toward employee pensions and the forecasted required City contribution in the budget year.

General Fund Expenditures

As noted above, the expenditures of the FY 2023/24 General Fund baseline budget are higher than the expenditures forecasted in the LTFP, for the reasons described below.

Salaries & Wages

Salaries and wages expenditures in the baseline budget are computed based on the City's current FY 2022/23 staffing level. Approximately 74% of total citywide personnel costs are funded by the General Fund. The FY 2023/24 baseline budget accounts for the decrease in full time equivalent (FTE) positions due to the dissolution of the Pinole Fire Department and transfer of fire protection and emergency medical services to CCCFPD. Consistent with the City's past practice, the baseline budget includes a 3% increase in all salaries to account for potential cost of living adjustments (COLAs) resulting from the labor negotiations that are currently underway with all City employee labor groups for new contracts that would be effective July 1, 2023.

Benefits

Benefits consist of retirement and fringe benefits. The City's annual required contribution to the California Public Employees' Retirement System (CalPERS) for City employees' defined benefit pension is determined by the most recent CalPERS actuarial valuation reports. The FY 2023/24 baseline budget reflects the cost of the required employer contribution minus the employee contributions that the City has negotiated with its labor groups. As a result of negotiations between the City and the unions representing City employees, City employees' contribution toward their pension benefit was reduced beginning in FY 2021/22 but is still significantly above that required by peer public agencies.

Other benefits costs include employee medical/dental/vision care, workers' compensation insurance, and others. The benefits cost in the FY 2023/24 baseline budget is based primarily on rate schedules provided by external agencies, such as CalPERS (for employee medical). The FY 2023/24 baseline budget assumes a net 17% decrease for the various benefits. The net decrease is mainly due to a decrease in staffing resulting from the transition of the Fire Department to CCCFPD, offset by a

5% increase in health benefits and a 14% increase in workers compensation premiums.

Operations and Maintenance

Operations and maintenance is non-personnel related expenditures, such as professional services, utilities, and materials and supplies. FY 2023/24 baseline budget assumes a net 23% decrease in this category of costs, mainly due to expenditure reductions resulting from the transition of the Fire Department to CCCFPD, offset by a 10% increase in general liability insurance premiums and a 21% increase in ongoing operations and maintenance to address department operating needs.

Contra Costa County Fire Protection District (CCCFPD) Fire Services Agreement

As noted above, effective March 1, 2023, CCCFPD provides fire protection and emergency medical services to residents. The baseline budget includes funding for the fire services agreement based on the contract amount for FY 2023/24. The City is working with CCCFPD to appropriately account for and credit the two agencies for one-time transition costs as well as ongoing costs of the arrangement.

Capital Outlay

Capital outlay includes non-major asset acquisitions and improvements, such as computer equipment and furniture. The FY 2023/24 baseline budget assumes a 19% increase to account for anticipated increases in the price of goods and services.

Major capital improvements funded by the General Fund and Measure Ss are not reflected in the FY 2023/24 baseline budget. Though they may span multiple fiscal years, capital projects are non-recurring in nature and are not accounted for in the baseline budget.

Debt Service

This category includes the payment of principal and interest that the City's General Fund is responsible for repaying, which is just the 2006 pension obligation bonds (POBs) that were issued to fund a portion of the City's unfunded accrued actuarial liability with CalPERS. The future required payments on this debt are forecasted based on the long-term debt obligation schedule. This debt will be fully paid and retired in FY 2035/36. The City of Pinole has very little debt overall. As of FY 2023/24, in addition to the POBs noted above, the City has 2016 Wastewater Revenue Refunding Bonds and the 2016 Clean Water State Revolving Fund loan, both of which are payable by the Sewer Enterprise Fund, not the General Fund. As of FY 2023/24, the Redevelopment Successor Agency has one remaining piece of debt, the Pinole Vista Redevelopment Project 2015A Tax Allocation Refunding Bond, which will be paid off in FY 2023/24.

Transfers Out

Transfers out includes the transfer of funds from the General Fund and Measure S to other funds to support Recreation and Pinole Community Television (PCTV) operations. The transfer helps to stabilize the budgets in those areas as the operating costs are not fully recoverable. The FY 2023/24 baseline budget assumes a flat dollar amount consistent with past practice.

One-Time (Non-Recurring) Budget Items

The City Council allocated funds in the FY2022/23 General Fund budget for the following one-time items in table 2 below. The items are not expected to be completed in FY 2022/23, therefore the budget allocations will be carried forward to the FY 2023/24 preliminary proposed General Fund budget.

Table 2 – General Fund One-Time Budget Items

	Item	Amount
1.	Active Transportation Plan	$200,000
2.	Brandt Street Improvements	$170,000
3.	Business Development/Community Help Reserve	$10,000
4.	Emergency Power for Critical Failure	$200,000
5.	Municipal Broadband Feasibility	$60,000
6.	On-Call Consultants for Capital Projects	$150,000
7.	Recycled Water Feasibility	$60,000
8.	Revitalization Reserve	$10,000
9.	Storm Drainage Master Plan	$75,000
10.	Weatherization/Energy Efficiency	$250,000

Next Steps

The next step in the budget development process will be for staff to evaluate Council Members' requests for potential additions/deletions to the baseline budget for incorporation into the Preliminary Proposed budget and the 10-year financial forecast.

FISCAL IMPACT

The presentation of the FY 2023/24 baseline budget does not itself have any fiscal impact to the City.

ATTACHMENTS

None

CITY COUNCIL REPORT

5B

DATE: **APRIL 25, 2023**

TO: **MAYOR AND COUNCIL MEMBERS**

FROM: **MISHA KAUR, CAPITAL IMPROVEMENT AND ENVIRONMENTAL PROGRAM MANAGER**

SUBJECT: **OVERVIEW OF DRAFT FISCAL YEAR 2023-24 THROUGH 2027-28 CAPITAL IMPROVEMENT PLAN**

RECOMMENDATION

Staff recommends that the City Council receive an overview of the draft fiscal Year (FY) 2023-24 through 2027-28 Capital Improvement Plan (CIP) and provide direction.

BACKGROUND

The Capital Improvement Plan (CIP) is a multi-year plan/forecast of the City's capital improvement projects. The City creates an updated CIP each year based on the condition of the City's current capital assets, the desire for new capital assets, and available funding. The CIP serves as a tool for staff to plan, implement, and manage improvements and ongoing upgrades to the City's infrastructure.

A variety of funding sources support projects in the CIP. The first year's program is adopted by the City Council as the Capital Budget, as a counterpart to the annual Operating Budget. The fiscal resources are appropriated only in the first year, the subsequent four years of the CIP are important for long term planning and subject to further review and modification.

The draft FY 2023-24 through 2027-28 CIP is comprised of projects that fall into the following broad categories:

- Facilities
- Parks
- Sanitary Sewer
- Stormwater
- Streets and Roads
- Infrastructure Assessments

On April 12, 2023, staff presented an overview of the draft FY 2023-24 through 2027-28 CIP to the Finance Subcommittee. Clarification was provided for various projects and the

project sheets have been updated to reflect the information shared with the Finance Subcommittee. A project sheet was also created for RO2304 to reflect the funding approved by City Council on February 21, 2023, for immediate improvements at two intersections on Tennent Ave.

REVIEW & ANALYSIS

Many projects in the CIP currently underway have been carried over from previous years, several of which are multi-year efforts. Over the past few years, due to limited staff and resources, certain projects were prioritized projects because they were either already underway, had a regulatory component, or were grant funded and had sensitive funding timelines. Several projects were recommended for deferral due to various factors, which include:

- Dependency on completion of precursor capital projects/master plans in progress;
- Dependency on other capital projects for coordinated, efficient implementation;
- Pending grant award results and obligations to complete grant funded projects;
- Coordination with private developers and utilities on associated projects; and
- Limited staff resources

On February 7, 2023, Staff presented a Capital Projects Prioritization Matrix which will serve as a planning and evaluation tool to optimize the use of available resources. Staff will utilize this tool to generate rankings for projects which will appear in the Preliminary Proposed five - year CIP which is scheduled for presentation to City Council in May 2023.

Below is a summary of projects in the draft FY 2023-24 through 2027-28 CIP:

Complete projects:

Staff has completed or anticipates completion of the following projects by June 30, 2023:

- FA2002 – Electric Vehicle Charging Stations
- PA2203 – Playground Rubberized Surface Improvements
- IN2104 – Local Road Safety Plan
- IN2001 – Sanitary Sewer Master Plan

Therefore, these projects do not appear in the draft FY 2023-24 through 2027-28 CIP.

New projects for FY 2023-24:

The draft FY 2023-24 through 2027-28 CIP includes three new projects:

- RO2304 – Safety Improvements at Tennent Ave./Pear & Plum
- RO2303 – Pinole Smart Signals
- RO2302 – Safety Improvements on Arterial Roadways

Both RO2303 and RO2302 are partially grant funded. Project RO23

Removed projects:

- SW2002 Adobe Road Repair and Drainage Improvements
- FA2201 – Faria House Renovations

Combined projects:

- RO2501 – Residential Slurry Seal, RO2401 – Cape Seal, and RO2301 Residential Slurry Seal have all been combined into a single project referenced as RO2301 Road Rehabilitation

The FY 2023/24 – 2027/28 CIP contains 32 planned public improvement projects, which includes 3 new projects. In addition, there are 7 infrastructure assessments programmed for FY 2023/24 – 2027/28.

FISCAL IMPACT

The draft FY 2023-24 through 2027-28 Capital Improvement Plan (CIP) includes $54,230,599 in identified projects of which, $30,270,300 are listed as unfunded. The draft FY 2023-24 through 2027-28 CIP constitutes the proposed FY 2023-24 budget in the amount of $14,292,853, of which $1,320,300 is listed as unfunded. Years two through five of the CIP will be used in forecasting funding needs.

ATTACHMENT(S)

A. Draft FY 2023-24 through 2027-28 Capital Improvement Plan

CITY OF PINOLE
CAPITAL IMPROVEMENT PLAN
FY 2023/24 – 2027/28

DRAFT

APRIL 25, 2023

CAPITAL IMPROVEMENT PLAN FY 2023/24 – 2027/28

CITY COUNCIL

Devin T. Murphy, Mayor

Maureen Toms, Mayor Pro Tem

Anthony L. Tave, Council Member

Cameron N. Sasai, Council Member

Norma Martínez-Rubin, Council Member

CITY MANAGER

Andrew Murray

PUBLIC WORKS DIRECTOR

Sanjay Mishra

CAPITAL IMPROVEMENT & ENVIRONMENTAL PROGRAM MANAGER

Misha Kaur

Introduction

The Capital Improvement Plan (CIP) is a multi-year planning tool used to identify and implement the City's capital needs over the upcoming five-year period. The CIP aligns the needs with appropriate funding, scheduling, and implementation. This document is a working blueprint for building and sustaining publicly funded physical infrastructure. Capital improvements refer to physical assets and include the design, purchase, construction, maintenance, or improvement of public resources (i.e. parks public infrastructure, equipment, public spaces). These improvements influence Pinole's built and natural environment and help guide the trajectory of future growth or change.

The projects in the CIP fall into the following broad categories: facility maintenance, parks, sewer collection and treatment, stormwater, streets and roads, and infrastructure assessments. These projects are developed in collaboration with department heads, and division managers under the direction of the City Manager to ensure all department needs are represented.

The CIP is reviewed and updated annually for capital projects and programs that support City goals and objectives including priorities identified in the 2020-2025 Strategic Plan of developing a disciplined approach to funding infrastructure maintenance and improvements. The City seeks to enhance its focus on the state of the infrastructure throughout the community by first inventorying all the assets, assessing their contributions to a safe and vibrant Pinole, assessing their current conditions, and creating a disciplined investment approach resulting in a strong and purpose driven Capital Investment Plan.

The preparation and adoption of the CIP is an important part of Pinole's financial planning and budgeting process. Proposed projects are reviewed by the Planning Commission for consistency with the General Plan. The Finance Subcomittee also reviews and analyzes all aspects of the CIP and makes recommendations. Project priority and selection is based on specific criteria, such as:

- Consistency with community plans and policies;
- Regulatory compliance;
- Public and political support;
- Sustainability;
- Cost savings or revenue generation;
- Project demand, determined by inventory of existing land, equipment, and facility conditions;
- Economic, environmental, aesthetic or social impacts; and
- Public health, safety or other legal concerns.

The process for developing the CIP involves the following steps:

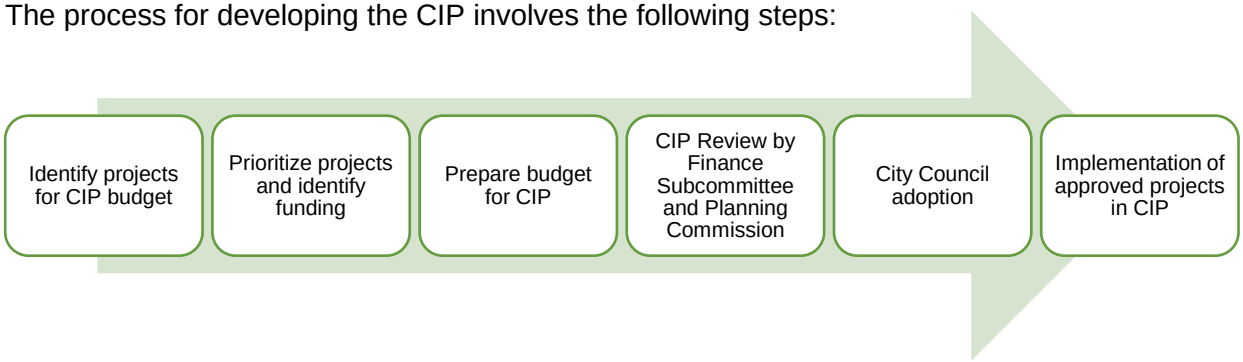

Capital Projects Priorization Matrix

The prioritization matrix is a planning and evaluation tool to optimize available resources. Staff ranks proposed projects based on the following methodology:

CATEGORY	SCORE (1-5)	CATEGORY WEIGHT	WEIGHTED SCORE
Regulatory Compliance		4	
Health/Safety		3	
Project Dependency/Bundling		3	
Long-Term Planning		2	
State of Infrastructure		2	
Operating Budget Impact		2	
Quality of Life		2	
Grant Funding		1	
Sustainability and Conservation		1	
TOTAL SCORE (100 Points Maximum)			

The priority score assigned to each project will appear on the project sheet.

Next Steps in City Capital Planning

The City will complete condition assessment of all the City's capital assets and identify the funding levels required to maintain these assets. The City will continue to integrate capital planning information into the Long-Term Financial Plan, so City decision makers are aware of the City's capital needs when they consider allocation of the City's limited financial resources and consider possibly pursuing additional sources of City revenue.

Project Funding

A variety of funding sources support projects listed in the CIP. The first year's program in the CIP is adopted by the City Council as the Capital Budget, as a counterpart to the annual Operating Budget. The fiscal resources are appropriated only in the first year, the subsequent four years of the CIP are important for long term planning and subject to further review and modification.

The CIP is funded primarily with funds restricted for specific purposes. The next page descibes various funding sources and their restrictions. Some projects are entirely or partially funded by grants and reimbursements from state and federal government and other agencies.

Funding Sources

Fund #	Fund Name (restriction)	Description
100	General Fund (unrestricted)	The General Fund is the main operating fund for the City. It accounts for sources and uses of resources that (primarily) are discretionary to the City Council in the provision of activities, programs and services deemed necessary and desirable by the community.
106	Measure S 2014 (unrestricted)	Accounts for 2014 voter-approved half-cent Local Use Tax which levies 0.5% each on all merchandise. Although these are unrestricted General Fund revenues, the 2014 Use Taxes have been allocated by the City Council to fund Infrastructure Projects as their highest funding priority.
200	Gas Tax - RMRA (roads and right-of-way)	Accounts for the Highway Users Tax (HUTA) State imposed excise taxes on gasoline and diesel fuel sales within the City limits. Gas Tax funds are restricted for use in the construction, improvement and maintenance of public streets. The taxes are allocated to Pinole through the Road Maintenance and Rehabilitation Account (RMRA) established by the Road Repair and Accountability Act of 2017.
214	Solid Waste	Accounts for special revenue received from Republic Services from a surcharge assessed on customer rates for solid waste services. These funds are set aside for future solid waste capital and for a rate stabilization fund.
276	Growth Impact Fees (nexus identified needs)	Accounts for development fees collected to mitigate the impact of new development. Provides funds for nexus identified needs only.
325	City Street Improvements (roads only)	Accounts for funds set aside by the City of Pinole to fund street improvement projects. The Measure S 2014 funding plan allocates $250k annually to this fund.
327	Park Grants (parks only)	Accounts for grants and reimbursements from the state and federal government and other agencies related to parks.
500	Sewer Enterprise (sewer only)	Accounts for fees charged to residents and businesses for sewer utilities. Fees are used to operate the Pinole-Hercules Water Pollution Control Plant which services the Pinole and Hercules areas.

Grants

Certain projects are eligible to receive grant funds from state, federal, or other agencies. Road projects listed in the CIP receive grant funding from a variety of sources such as:

- <u>California Department of Transportation (Caltrans)</u>
  - Highway Bridge Program (HBP) – funds to improve bridge structural safety.
    - Project: RO1710

  - Highway Safety Improvement Program (HSIP) – funds projects that significantly reduce fatalities and injuries on all public roads.
    - Project: RO2302

- <u>West Contra Costa Transportation Advisory Committee (WCCTAC)</u>
  - Subregional Transportation Mitigation Program (STMP) – funds projects that provide congestion relief and mitigate traffic impacts on regional routes through capacity improvements on those routes, improved transit services for subregional and regional travel, and improved facilities that allow West County residents to more efficiently access regional routes and transit service.
    - Projects: RO2105, RO1902, and RO1710

- <u>Metropolitan Transportation Commission (MTC)</u>
  - One Bay Area Grant (OBAG) – policy framework for MTC's distribution of federal State Transportation Program and Congestion Mitigation and Air Quality Improvement Program funds. The OBAG program provides funding for local street and road maintenance, streetscape enhancements, bicycle and pedestrian improvements, Safe Route to School projects, Priority Conservation Areas, and Transportation planning.
    - ProjectS: RO1714, RO2303

  - Transportation Developlment Act (TDA) Article 3 – funds construction and/or engineering of bicycle or pedestrian capital or quick build projects, maintenance of Class I or Class IV separated bikeways, bicycle and/or pedestrian safety education projects, development of a comprehensive bicycle or pedestrian facilities plans, and restriping Class II bicycle lanes and buffered bicycle lanes.
    - Project: RO1714

The receipt of certain grants and reimbursements typically follow the award of contracts; therefore, other City funding is programmed for front-end financing of the total estimated project costs.

Overview of Recommended Capital Budget

The FY 2023/24 – 2027/28 CIP contains 32 planned public improvement projects, which includes 3 new projects. In addition, there are 7 infrastructure assessments programmed for FY 2023/24 – 2027/28. The CIP also contains information for 25 unfunded and unprogrammed projects. A funded project is one that has identified specific funding, including on-going existing resources to fully implement the project. A partially funded project has funding to accomplish various phases of the project but lacks sufficient funding to complete the project. An unfunded project is one that has been identified in the CIP as a need but no funding secured to implement the project. Should funding become available through grant or other sources, the unfunded list can be reviewed to determine if it is suitable to seek such funding.

CIP projects fall into the following categories: Facilities, Parks, Sanitary Sewer, Stormwater, Streets & Roads, and Infrastructure Assessments. The nomenclature for the project number is derived as follows:

Project numbers begin with the abbreviation of the project category, followed by the year the project was first programmed, and then a unique sequence number. For example, FA2001 refers to a facilities project which was first programmed in 2020 with a unique sequence number of 01. Unfunded projects begin with UF and are followed by a unique sequence number.

Category	Abbreviation
Facilities	FA
Parks	PA
Sewer	SS
Stormwater	SW
Streets & Roads	RO
Infrastructure Assessments	IA
Unfunded	UF

In FY2023/24, there are 30 public improvement projects and 7 infrastructure assessments programmed.

CITY OF PINOLE
CAPITAL IMPROVEMENT PLAN: FY 2023/24 THROUGH FY 2027/28
FUNDING SUMMARY

SOURCES BY FUND	FY 2023-24	FY 2024-25	FY 2025-26	FY 2026-27	FY 2027-28	5-Year Total
100 - General Fund	$ 430,000	$ 310,000	$ -	$ -	$ -	$ 740,000
106 - Measure S 2014	$ 2,673,376	$ 2,197,746	$ 400,000	$ -	$ -	$ 5,271,122
200 - Gas Tax	$ 528,910	$ 381,082	$ -	$ -	$ -	$ 909,992
214 - Solid Waste	$ 125,000	$ 100,000	$ 100,000	$ 100,000	$ -	$ 425,000
215 - Grant: TLC	$ 133,579	$ -	$ -	$ -	$ -	$ 133,579
215 - Grant: HSIP	$ 239,040	$ -	$ -	$ -	$ -	$ 239,040
215 - Grant: OBAG	$ 1,695,527	$ -	$ -	$ -	$ -	$ 1,695,527
276 - Growth Impact Fees	$ 1,498,000	$ 825,000	$ 100,000	$ -	$ -	$ 2,423,000
325 - City Street Improvements	$ 250,000	$ 167,321	$ -	$ -	$ -	$ 417,321
325 - TDA Article 3	$ 129,400	$ -	$ -	$ -	$ -	$ 129,400
325 - Grant: STMP Fees	$ 1,643,889	$ -	$ -	$ -	$ -	$ 1,643,889
325 - Grant: HBP	$ 41,394	$ -	$ -	$ -	$ -	$ 41,394
377 - Arterial Streets Rehabilitation	$ 758,624	$ -	$ -	$ -	$ -	$ 758,624
500 - Sewer Enterprise Fund	$ 2,825,814	$ 906,597	$ 800,000	$ 3,800,000	$ 800,000	$ 9,132,411
Sources Total	$ 12,972,553	$ 4,887,746	$ 1,400,000	$ 3,900,000	$ 800,000	**$ 23,960,299**
Unfunded Total	**$ 1,320,300**	$ 28,950,000	$ -	$ -	$ -	**$ 30,270,300**
Total Sources Required	**$ 14,292,853**	**$ 33,837,746**	**$ 1,400,000**	**$ 3,900,000**	**$ 800,000**	**$ 54,230,599**

CITY OF PINOLE
CAPITAL IMPROVEMENT PLAN: FY 2023/24 THROUGH FY 2027/28
FUNDING SUMMARY

SOURCES BY FUND	FY 2023-24	FY 2024-25	FY 2025-26	FY 2026-27	FY 2027-28	5-Year Total
100 - General Fund	$ 430,000	$ 310,000	$ -	$ -	$ -	$ 740,000
106 - Measure S 2014	$ 2,673,376	$ 2,197,746	$ 400,000	$ -	$ -	$ 5,271,122
200 - Gas Tax	$ 528,910	$ 381,082	$ -	$ -	$ -	$ 909,992
214 - Solid Waste	$ 125,000	$ 100,000	$ 100,000	$ 100,000	$ -	$ 425,000
215 - Grant: TLC	$ 133,579	$ -	$ -	$ -	$ -	$ 133,579
215 - Grant: HSIP	$ 239,040	$ -	$ -	$ -	$ -	$ 239,040
215 - Grant: OBAG	$ 1,695,527	$ -	$ -	$ -	$ -	$ 1,695,527
276 - Growth Impact Fees	$ 1,498,000	$ 825,000	$ 100,000	$ -	$ -	$ 2,423,000
325 - City Street Improvements	$ 250,000	$ 167,321	$ -	$ -	$ -	$ 417,321
325 - TDA Article 3	$ 129,400	$ -	$ -	$ -	$ -	$ 129,400
325 - Grant: STMP Fees	$ 1,643,889	$ -	$ -	$ -	$ -	$ 1,643,889
325 - Grant: HBP	$ 41,394	$ -	$ -	$ -	$ -	$ 41,394
377 - Arterial Streets Rehabilitation	$ 758,624	$ -	$ -	$ -	$ -	$ 758,624
500 - Sewer Enterprise Fund	$ 2,825,814	$ 906,597	$ 800,000	$ 3,800,000	$ 800,000	$ 9,132,411
Sources Total	$ 12,972,553	$ 4,887,746	$ 1,400,000	$ 3,900,000	$ 800,000	**$ 23,960,299**
Unfunded Total	**$ 1,320,300**	$ 28,950,000	$ -	$ -	$ -	**$ 30,270,300**
Total Sources Required	**$ 14,292,853**	**$ 33,837,746**	**$ 1,400,000**	**$ 3,900,000**	**$ 800,000**	**$ 54,230,599**

FACILITIES

PRJ #	USES BY PROJECT	FY 2023-24	FY 2024-25	FY 2025-26	FY 2026-27	FY 2027-28	5-Year Total
FA2302	Plum St. Parking Lot Improvements	$ 80,000	$ -	$ -	$ -	$ -	$ 80,000
FA2301	Public Safety Building Modernization	$ 100,000	$ 100,000	$ 100,000	$ -	$ -	$ 300,000
FA2202	Senior Center Modernization	$ 160,000	$ 100,000	$ -	$ -	$ -	$ 260,000
FA1902	Energy Upgrades	$ 150,000	$ -	$ -	$ -	$ -	$ 150,000
FA1901	Senior Center Auxiliary Parking Lot formerly known as Parking lot reuse	$ 405,085	$ 922,746	$ -	$ -	$ -	$ 1,327,831
FA1703	City Hall Modernization formerly known as Point City Hall	$ 125,000	$ 125,000	$ -	$ -	$ -	$ 250,000
FA1702	Citywide Roof repairs and replacement	$ 450,000	$ 450,000	$ -	$ -	$ -	$ 900,000

PARKS

PRJ #	USES BY PROJECT	FY 2023-24	FY 2024-25	FY 2025-26	FY 2026-27	FY 2027-28	5-Year Total
PA2202	Skatepark Rehabilitation	$ -	$ 150,000	$ -	$ -	$ -	$ 150,000
PA2201	Pocket Parks - Galbreth Rd.	$ 65,000	$ -	$ -	$ -	$ -	$ 65,000
PA2101	Installation of high-capacity trash bins	$ 125,000	$ 100,000	$ 100,000	$ 100,000	$ -	$ 425,000
PA1901	Pinole Valley Park Soccer Field Rehabilitation	$ 200,000	$ -	$ -	$ -	$ -	$ 200,000

SANITARY SEWER

PRJ #	USES BY PROJECT	FY 2023-24	FY 2024-25	FY 2025-26	FY 2026-27	FY 2027-28	5-Year Total
SS2203	Effulent Outfall*	$ 150,000	$ -	$ -	$ 3,000,000	$ -	$ 3,150,000
SS2201	Sanitary Sewer Rehabilitation	$ 1,500,000	$ 800,000	$ 800,000	$ 800,000	$ 800,000	$ 4,700,000
SS2101	Secondary Clarifier - Center Column Rehabilitation*	$ 425,000	$ -	$ -	$ -	$ -	$ 425,000
SS2102	Air Release Valve Replacements*	$ 50,000	$ -	$ -	$ -	$ -	$ 50,000
SS2002	Water Pollution Control Plant Lab Remodel*	$ 100,000	$ -	$ -	$ -	$ -	$ 100,000
SS1702	Sewer Pump Station Rehabilitation	$ 1,200,000	$ -	$ -	$ -	$ -	$ 1,200,000

STORMWATER

PRJ #	USES BY PROJECT	FY 2023-24	FY 2024-25	FY 2025-26	FY 2026-27	FY 2027-28	5-Year Total
SW2001	Roble Road Drainage Improvements	$ 150,000	$ 550,000	$ -	$ -	$ -	$ 275,000
SW1901	Hazel Street Storm Drain Improvements	$ 558,000	$ -	$ -	$ -	$ -	$ 250,000

STREETS & ROADS

PRJ #	USES BY PROJECT	FY 2023-24	FY 2024-25	FY 2025-26	FY 2026-27	FY 2027-28	5-Year Total
RO2304	Safety Improvements at Tennent Ave./Pear & Plum	$ 110,000	$ 400,000	$ 400,000	$ -	$ -	$ 910,000
RO2303	Pinole Smart Signals	$ 1,499,829	$ -	$ -	$ -	$ -	$ 1,499,829
RO2302	Safety Improvements on Arterial Roadways	$ 275,000	$ -	$ -	$ -	$ -	$ 275,000
RO2301	Residential Slurry Seal	$ 250,000	$ -	$ -	$ -	$ -	$ 250,000
RO2107	Brandt St. Improvements	$ 170,000	$ -	$ -	$ -	$ -	$ 170,000
RO2105	Appian Way Complete Streets	$ 100,000	$ -	$ -	$ -	$ -	$ 100,000
RO2102	Tennent Ave. Rehabilitation	$ 814	$ 655,000	$ -	$ -	$ -	$ 655,814
RO2101	Arterial Rehabilitation	$ 1,187,534	$ -	$ -	$ -	$ -	$ 1,187,534
RO1902	Pedestrian Improvements at Tennent Ave. near R X R	$ 1,365,000	$ -	$ -	$ -	$ -	$ 1,365,000
RO1802	Hazel Street Gap Closure (Sunnyview)	$ -	$ 200,000	$ -	$ -	$ -	$ 200,000
RO1714	Safety Improvements at Appian Way & Manfesta Rd. formerly known as HAWK at Appian Way and Marlesta	$ 672,429	$ -	$ -	$ -	$ -	$ 672,429
RO1710	San Pablo Ave. Bridge over BNSF Railroad	$ 1,974,162	$ 28,800,000	$ -	$ -	$ -	$ 30,774,162
RO1708	Pinole Valley Road Improvements	$ 100,000	$ -	$ -	$ -	$ -	$ 100,000

INFRASTRUCTURE ASSESSMENTS

PRJ #	USES BY PROJECT	FY 2023-24	FY 2024-25	FY 2025-26	FY 2026-27	FY 2027-28	5-Year Total
IN2201	Energy Audit	$ 50,000	$ -	$ -	$ -	$ -	$ 50,000
IN2101	Emergency Power for Critical Facilities	$ 30,000	$ 170,000	$ -	$ -	$ -	$ 200,000
IN2102	Municipal Broadband Feasibility	$ 60,000	$ -	$ -	$ -	$ -	$ 60,000
IN2103	Recycled Water Feasibility	$ 60,000	$ 140,000	$ -	$ -	$ -	$ 200,000
IN2106	Active Transportation Plan	$ 170,000	$ -	$ -	$ -	$ -	$ 170,000
IN1703	Storm Drainage Master Plan	$ 75,000	$ 175,000	$ -	$ -	$ -	$ 250,000
IN1704	Park Master Plan	$ 150,000	$ -	$ -	$ -	$ -	$ 150,000
	Uses by Project Total	**$14,292,853**	**$33,837,746**	**$1,400,000**	**$3,900,000**	**$800,000**	

LEGEND:

• Project numbers: **FA** = Facilities; **PA** = Parks; **SS** = Sanitary Sewer; **SW** = Storm Water; **RO** = Streets & Roads; **IN** = Infrastructure Assessments

* Project cost to be split 50% with the City of Hercules

PROJECT DESCRIPTION SHEETS

FA2302 - PLUM ST. PARKING LOT IMPROVEMENTS

Functional Area	: Facilities	**Project Origin** : Staff Recommendation	**Priority Score**

Type of CIP		**Budget**	**Unappropriated Subsequent Years**				
New / Expansion / Replacement / X Renovation / Land/Row Acq. Required / Rehabilitation		**Year 1 FY 2023-24**	**Year 2 FY 2024-25**	**Year 3 FY 2025-26**	**Year 4 FY 2026-27**	**Year 5 FY 2027-28**	**Estimated Project Life cycle cost**
Estimated Expenditures to-date	$ -	**$ 80,000**	**$ -**	**$ -**	**$ -**	**$ -**	**$ 80,000**

Project Start : 7/1/2023 **Estimated Completion** : 6/30/2024

Description

To provide a secure parking area for Police vehicles in the Plum St. parking lot. The parking lot will remain open for the public. A portion of the parking lot, approximately 25 spaces will be secured with a chain-link fence with security gates for Police vehicles. The layout of the parking lot is in the preliminary design phase.

History, Status, or Impact if Delayed

General Plan Goals/Policies

Policy CS.2.6

Summary of Capital Cost

	Budget	**Projected Budget**				**Project Estimate**
USE(S)	**FY 2023-24**	**FY 2024-25**	**FY 2025-26**	**FY 2026-27**	**FY 2027-28**	**FY 2023-2028**
Design	$ 7,950					$ 7,950
Construction	$ 65,500					$ 65,500
Contingency	$ 6,550					$ 6,550
TOTAL USES	**$ 80,000**	**$ -**	**$ -**	**$ -**	**$ -**	**$ 80,000**
SOURCE(S)						
276 - Growth Impact Fees	$ 80,000					$ 80,000
TOTAL FUNDS	**$ 80,000**	**$ -**	**$ -**	**$ -**	**$ -**	**$ 80,000**

FA2301 - PUBLIC SAFETY BUILDING MODERNIZATION

Functional Area	: Facilities		**Project Origin**	: Staff Recommendation		**Priority Score**	
Type of CIP		**Budget**	**Unappropriated Subsequent Years**				
[ ] New [ ] Replacement [ ] Land/Row Acq. Required [ ] Rehabilitation	[ ] Expansion [X] Renovation	**Year 1 FY 2023-24**	**Year 2 FY 2024-25**	**Year 3 FY 2025-26**	**Year 4 FY 2026-27**	**Year 5 FY 2027-28**	**Estimated Project Life cycle cost**
Estimated Expenditures to-date	$ -	**$ 100,000**	**$ 100,000**	**$ 100,000**	**$ -**	**$ -**	**$ 300,000**
Project Start	: 7/1/2024				**Estimated Completion**	: 6/30/2026	

Description

To extend the useful life of the Public Safety building, there are several items that require attention including but not limited to replacement of the HVAC system, carpet, flooring, water heaters, light fixtures, fans, etc. In addition, the building requires painting (interior and exterior), and the locker rooms also require renovation.

History, Status, or Impact if Delayed

General Plan Goals/Policies

Policy CS.2.6, Goal CS.1, Policy CS.1.1

Summary of Capital Cost

	Budget	Projected Budget				Project Estimate
USE(S)	**FY 2023-24**	**FY 2024-25**	**FY 2025-26**	**FY 2026-27**	**FY 2027-28**	**FY 2023-2028**
Construction	$ 90,000	$ 90,000	$ 90,000			$ 270,000
Contingency	$ 10,000	$ 10,000	$ 10,000			$ 30,000
TOTAL USES	**$ 100,000**	**$ 100,000**	**$ 100,000**	**$ -**	**$ -**	**$ 300,000**
SOURCE(S)						
106 - Measure S 2014	$ 25,000					$ 25,000
276 - Growth Impact Fees	$ 75,000	$ 100,000	$ 100,000			$ 275,000
TOTAL FUNDS	**$ 100,000**	**$ 100,000**	**$ 100,000**	**$ -**	**$ -**	**$ 300,000**

FA2202 - SENIOR CENTER MODERNIZATION

Functional Area	: Facilities		**Project Origin**	: Staff Recommendation		**Priority Score**	
Type of CIP		**Budget**	**Unappropriated Subsequent Years**				
[ ] New [ ] Replacement [ ] Land/Row Acq. Required [ ] Rehabilitation	[ ] Expansion [X] Renovation	**Year 1 FY 2023-24**	**Year 2 FY 2024-25**	**Year 3 FY 2025-26**	**Year 4 FY 2026-27**	**Year 5 FY 2027-28**	**Estimated Project Life cycle cost**
Estimated Expenditures to-date	$ -	**$ 160,000**	**$ 100,000**	**$ -**	**$ -**	**$ -**	**$ 260,000**
Project Start	: 7/1/2024				**Estimated Completion**	: 6/30/2026	

Description

The project includes a facilities condition assessment and design and construction of improvements to modernize the existing Senior Center building located at 2525 Charles Avenue. Work will include upgrades to energy system, roof replacement, and interior renovations.

History, Status, or Impact if Delayed

General Plan Goals/Policies

Policy CS.2.6, Goal CS.1, Policy CS.1.1

Summary of Capital Cost

	Budget	Projected Budget				Project Estimate
USE(S)	**FY 2023-24**	**FY 2024-25**	**FY 2025-26**	**FY 2026-27**	**FY 2027-28**	**FY 2023-2028**
Construction	$ 150,000	$ 90,000				$ 240,000
Contingency	$ 10,000	$ 10,000				$ 20,000
TOTAL USES	**$ 160,000**	**$ 100,000**	**$ -**	**$ -**	**$ -**	**$ 260,000**
SOURCE(S)						
106 - Measure S 2014	$ 15,000	$ 100,000				$ 115,000
276 - Growth Impact Fees	$ 145,000					
TOTAL FUNDS	**$ 160,000**	**$ 100,000**	**$ -**	**$ -**	**$ -**	**$ 260,000**

FA1902 - ENERGY UPGRADES

Functional Area	: Facilities		**Project Origin**	: End of life cycle		**Priority Score**	
Type of CIP		**Budget**	**Unappropriated Subsequent Years**				
[ ] New [X] Replacement [ ] Land/Row Acq. Required [ ] Rehabilitation	[ ] Expansion [ ] Renovation	**Year 1 FY 2023-24**	**Year 2 FY 2024-25**	**Year 3 FY 2025-26**	**Year 4 FY 2026-27**	**Year 5 FY 2027-28**	**Estimated Project Life cycle cost**
Estimated Expenditures to-date	$ 99,189	**$ 150,000**	**$ -**	**$ -**	**$ -**	**$ -**	**$ 249,189**
Project Start	: 7/1/2023				**Estimated Completion**	: 6/30/2024	

Description

The heating, ventilation, and cooling (HVAC) systems at City Hall and Senior Center have reached the end of their useful life and need to be replaced. A portion of the roof at the Senior Center will also need to be replaced. In April 2021, the AC unit at City Hall broke down and was replaced.

History, Status, or Impact if Delayed

In October 2020, City staff began working with Marin Clean Energy's (MCE's) Energy Efficiency program to explore opportunities for energy conservation and generation at City owned facilities by replacing the HVAC systems and upgrading streetlights. It was determined that the MCE program could not incentivize HVAC replacement project or the upgrade of the streetlights. This project was formerly known as FA1706 and FA1801.

General Plan Goals/Policies

Policy GM.4.1, Goal CS.9, Policy CS.9.1, Policy HS.4.3

Summary of Capital Cost

	Budget	**Projected Budget**				**Project Estimate**
USE(S)	**FY 2023-24**	**FY 2024-25**	**FY 2025-26**	**FY 2026-27**	**FY 2027-28**	**FY 2023-2028**
Construction	$ 135,000					$ 135,000
Contingency	$ 15,000					$ 15,000
TOTAL USES	**$ 150,000**	**$ -**	**$ -**	**$ -**	**$ -**	**$ 150,000**
SOURCE(S)						
106 - Measure S 2014	$ 150,000					$ 150,000
TOTAL FUNDS	**$ 150,000**	**$ -**	**$ -**	**$ -**	**$ -**	**$ 150,000**

FA1901 - SENIOR CENTER AUXILIARY PARKING LOT

Functional Area	: Facilities		**Project Origin**	: Fowler Lot Re-Use Committee		**Priority Score**	
Type of CIP		**Budget**	**Unappropriated Subsequent Years**				
[ ] New [ ] Replacement [ ] Land/Row Acq. Required [ ] Rehabilitation	[X] Expansion [ ] Renovation	**Year 1 FY 2023-24**	**Year 2 FY 2024-25**	**Year 3 FY 2025-26**	**Year 4 FY 2026-27**	**Year 5 FY 2027-28**	**Estimated Project Life cycle cost**
Estimated Expenditures to-date	$ 96,570	**$ 405,085**	**$ 922,746**	**$ -**	**$ -**	**$ -**	**$ 1,424,401**
Project Start	: 7/1/2020				**Estimated Completion**	: 6/30/2025	

Description

On February 2, 2021 City Council adopted Resolution 2021-07 and awarded a contract to a consultant for the preliminary engineering and design for the parking lot. The parking lot will be designed to be a multi-benefit project that includes pavement structural section, striping, lighting, bicycle parking, electric vehicle charging stations, stormwater capture and retention, and drought tolerant landscaping. The final design will offer the maximum number of parking spaces while allowing access for both vehicles and pedestrians and include aesthetic design components. On June 7, 2022, City Council directed staff to incorporate the installation of a solar canopy and backup battery system at the site.



History, Status, or Impact if Delayed

On April 16, 1990 City Council adopted Resolution 2380 authorizing the purchase of 2548 Charles Street. At the time of purchase, City Council determined that construction of a Senior Center was necessary, and that this property was needed to provide sufficient parking for the Center. The parcel is surrounded by municipal parking lots which serve the Senior Center and Old Town Pinole. The Fowler House tenants remained in the properly till 2010 and many discussions took place to determine the best use of the property. It was determined that the house had asbestos and lead paint. On July 17, 2018, City Council adopted Resolution 2018-67 to create the Fowler Lot Re-use Committee to evaluate the reuse and redevelopment of the property. The Committee evaluated uses for the lot and determined the best use of the property is a parking lot. On October 16, 2018, the City Council adopted Resolution No. 2018-93 to approve a contract with a construction company to abate and demolish the Fowler house. The property demolition was completed on March 11, 2019. On July 21, 2020, City Council adopted Resolution 2020–68 to accept the final recommendation of the Committee.

General Plan Goals/Policies

Goal CE.5, Goal CS.1, Policy GM.4.1

Summary of Capital Cost

	Budget	**Projected Budget**				**Project Estimate**
USE(S)	**FY 2023-24**	**FY 2024-25**	**FY 2025-26**	**FY 2026-27**	**FY 2027-28**	**FY 2023-2028**
Design	$ 130,085					$ 130,085
Construction	$ 250,000	$ 838,860				$ 1,088,860
Contingency	$ 25,000	$ 83,886				$ 108,886
TOTAL USES	**$ 405,085**	**$ 922,746**	**$ -**	**$ -**	**$ -**	**$ 1,327,831**
SOURCE(S)						
106 - Measure S 2014	$ 405,085	$ 922,746				$ 1,327,831
TOTAL FUNDS	**$ 405,085**	**$ 922,746**	**$ -**	**$ -**	**$ -**	**$ 1,327,831**

FA1703 - CITY HALL MODERNIZATION

Functional Area	: Facilities	**Project Origin** : Staff Recommendation	**Priority Score**

Type of CIP		**Budget**	**Unappropriated Subsequent Years**				
	New / Expansion / Replacement / X Renovation / Land/Row Acq. Required / Rehabilitation	**Year 1 FY 2023-24**	**Year 2 FY 2024-25**	**Year 3 FY 2025-26**	**Year 4 FY 2026-27**	**Year 5 FY 2027-28**	**Estimated Project Life cycle cost**
Estimated Expenditures to-date	$ -	**$ 125,000**	**$ 125,000**	**$ -**	**$ -**	**$ -**	**$ 250,000**

Project Start : 7/1/2023 **Estimated Completion** : 6/30/2025

Description

To extend the useful life of the City hall building, there are several items that require attention including but not limited to carpet, flooring, window coverings, light fixtures, etc. The interior and exterior surfaces of the building require repainting as the paint system has reached the end of its useful life. Exterior painting is necessary to maintain external protection from the environment. Fading, chipping paint, along with water and mildew damage necessitates the painting project.

History, Status, or Impact if Delayed

General Plan Goals/Policies

Policy CS.2.6, Goal CS.1, Policy CS.1.1

Summary of Capital Cost

	Budget	**Projected Budget**				**Project Estimate**
USE(S)	**FY 2023-24**	**FY 2024-25**	**FY 2025-26**	**FY 2026-27**	**FY 2027-28**	**FY 2023-2028**
Construction	$ 112,500	$ 112,500				$ 225,000
Contingency	$ 12,500	$ 12,500				$ 25,000
TOTAL USES	**$ 125,000**	**$ 125,000**	**$ -**	**$ -**	**$ -**	**$ 250,000**
SOURCE(S)						
276 - Growth Impact Fees	$ 125,000	$ 125,000				$ 250,000
TOTAL FUNDS	**$ 125,000**	**$ 125,000**	**$ -**	**$ -**	**$ -**	**$ 250,000**

FA1702 - CITYWIDE ROOF REPAIRS AND REPLACEMENT

Functional Area	: Facilities	Project Origin	: End of life cycle	Priority Score

Type of CIP		Budget	Unappropriated Subsequent Years				
		Year 1 FY 2023-24	Year 2 FY 2024-25	Year 3 FY 2025-26	Year 4 FY 2026-27	Year 5 FY 2027-28	Estimated Project Life cycle cost
[ ] New [X] Replacement [ ] Land/Row Acq. Required [ ] Rehabilitation	[ ] Expansion [ ] Renovation						
Estimated Expenditures to-date	$ -	$ 450,000	$ 450,000	$ -	$ -	$ -	$ 900,000

Project Start	: 7/1/2023	Estimated Completion	: 6/30/2024

Description

In October 2022, City staff received quotes for the rehabilitation of the roofs at City Hall, Public Safety Building, Senior Center, and the Water Pollution Control Plant. It was determined that the Public Safety building roof needs immediate replacement.

History, Status, or Impact if Delayed

In 2015, comprehensive visual roof inspections were completed by a contractor on various City owned facilities. The purpose of the inspection was to identify the extent, if any, of moisture intrusion into the existing roof assemblies, document observed roof system deficiencies, determine the overall condition of the existing roof systems and to estimate the service life of the in-place roof assemblies.

General Plan Goals/Policies

Policy GM.4.1, Goal CS.1, Goal CS.9, Policy CS.9.1

Summary of Capital Cost

	Budget	Projected Budget				Project Estimate
USE(S)	FY 2023-24	FY 2024-25	FY 2025-26	FY 2026-27	FY 2027-28	FY 2023-2028
Design	$ 30,000	$ 30,000				$ 60,000
Construction	$ 400,000	$ 400,000				$ 800,000
Contingency	$ 20,000	$ 20,000				$ 40,000
TOTAL USES	**$ 450,000**	**$ 450,000**	**$ -**	**$ -**	**$ -**	**$ 900,000**
SOURCE(S)						
106 - Measure S 2014	$ 450,000	$ 450,000				$ 900,000
	$ 450,000	$ 450,000	$ -	$ -	$ -	$ 900,000
TOTAL FUNDS	**$ 450,000**	**$ 450,000**	**$ -**	**$ -**	**$ -**	**$ 900,000**

PA2202 - SKATEPARK REHABILITATION

Functional Area	: Parks		**Project Origin**	: Council Request		**Priority Score**	
Type of CIP		**Budget**	**Unappropriated Subsequent Years**				
New X Replacement Land/Row Acq. Required Rehabilitation	Expansion Renovation	**Year 1 FY 2023-24**	**Year 2 FY 2024-25**	**Year 3 FY 2025-26**	**Year 4 FY 2026-27**	**Year 5 FY 2027-28**	**Estimated Project Life cycle cost**
Estimated Expenditures to-date	$ -	**$ -**	**$ 150,000**	**$ -**	**$ -**	**$ -**	**$ 150,000**
Project Start	: 7/1/2024				**Estimated Completion**	: 6/30/2025	

Description

The ramps at the skatepark have settled and need to be replaced.

History, Status, or Impact if Delayed

General Plan Goals/Policies

Goal CS.2, Goal CS.3, Policy CS 2.6 & 3.1, Policy GM.4.1

Summary of Capital Cost

	Budget	Projected Budget				Project Estimate
USE(S)	**FY 2023-24**	**FY 2024-25**	**FY 2025-26**	**FY 2026-27**	**FY 2027-28**	**FY 2023-2028**
Construction	$ -	$ 135,000				$ 135,000
Contingency	$ -	$ 15,000				$ 15,000
TOTAL USES	**$ -**	**$ 150,000**	**$ -**	**$ -**	**$ -**	**$ 150,000**
SOURCE(S)						
106 - Measure S 2014	$ -	$ 150,000				$ 150,000
TOTAL FUNDS	**$ -**	**$ 150,000**	**$ -**	**$ -**	**$ -**	**$ 150,000**

PA2201 - POCKET PARKS - GALBRETH RD.

Functional Area	: Parks	**Project Origin** : Council Request	**Priority Score**

Type of CIP		**Budget**	**Unappropriated Subsequent Years**				
X New Replacement Land/Row Acq. Required Rehabilitation	Expansion Renovation	**Year 1 FY 2023-24**	**Year 2 FY 2024-25**	**Year 3 FY 2025-26**	**Year 4 FY 2026-27**	**Year 5 FY 2027-28**	**Estimated Project Life cycle cost**
Estimated Expenditures to-date	$ -	**$ 65,000**	**$ -**	**$ -**	**$ -**	**$ -**	**$ 65,000**

Project Start	: 7/1/2023	**Estimated Completion**	: 6/30/2024

Description

Installation of two ADA compliant benches and waste receptacles within two pocket parks at a suitable location on Galbreth Ave. A lot line adjustment may be required to develop the pocket parks.

History, Status, or Impact if Delayed

General Plan Goals/Policies

Goal CS.3, Policy GM.4.1

Summary of Capital Cost

	Budget	**Projected Budget**				**Project Estimate**
USE(S)	**FY 2023-24**	**FY 2024-25**	**FY 2025-26**	**FY 2026-27**	**FY 2027-28**	**FY 2023-2028**
Construction	$ 58,500					$ 58,500
Contingency	$ 6,500					$ 6,500
TOTAL USES	**$ 65,000**	**$ -**	**$ -**	**$ -**	**$ -**	**$ 65,000**
SOURCE(S)						
276 - Growth Impact Fees	$ 65,000					$ 65,000
TOTAL FUNDS	**$ 65,000**	**$ -**	**$ -**	**$ -**	**$ -**	**$ 65,000**

PA2101 - INSTALLATION OF HIGH CAPACITY TRASH BINS

Functional Area	: Parks	**Project Origin** : Beautification Adhoc Committee	**Priority Score**

Type of CIP		**Budget**	**Unappropriated Subsequent Years**				
X New Replacement Land/Row Acq. Required Rehabilitation	Expansion Renovation	**Year 1 FY 2023-24**	**Year 2 FY 2024-25**	**Year 3 FY 2025-26**	**Year 4 FY 2026-27**	**Year 5 FY 2027-28**	**Estimated Project Life cycle cost**
Estimated Expenditures to-date	$ 10,000	**$ 125,000**	**$ 100,000**	**$ 100,000**	**$ 100,000**	**$ -**	**$ 435,000**

Project Start : 7/1/2023 **Estimated Completion** : 6/30/2024

Description

Installation of high capacity, solar powered compacting trash bins at City parks. There are several concerns related to high-capacity trash bins ranging from the cost, proprietary accessories, software, and manual labor required to lift and remove heavy trash bags. To get the best value and uniformity at City parks, quotes were obtained from qualified vendors to complete a 6 month - 1 year pilot project. Two bins have been ordered for installation and staff will monitor their performance and operations prior to order additional bins for other locations.

History, Status, or Impact if Delayed

In 2019, the City Council established a Beautification Ad Hoc Committee to analyze options for, and to make recommendations to the Council regarding clean-up and beautification projects in Pinole. Among other projects, the Committee recommended the installation of high capacity, solar powered compacting trash bins at City parks. City Council approved a budget of $425k in FY 2021-22 however staff recommended a pilot project to test the bins and subsequently a mid year budget adjustment was made by Council to reduce the appropriation to $125k for the remainder of FY 2022-23.

General Plan Goals/Policies

Goal CS.9, Policy CS.5.1, Policy CS.8.3

Summary of Capital Cost

	Budget	**Projected Budget**				**Project Estimate**
USE(S)	**FY 2023-24**	**FY 2024-25**	**FY 2025-26**	**FY 2026-27**	**FY 2027-28**	**FY 2023-2028**
Construction	$ 110,000	$ 90,000	$ 90,000	$ 90,000		$ 380,000
Contingency	$ 15,000	$ 10,000	$ 10,000	$ 10,000		$ 45,000
TOTAL USES	**$ 125,000**	**$ 100,000**	**$ 100,000**	**$ 100,000**	**$ -**	**$ 425,000**
SOURCE(S)						
214 - Solid Waste	$ 125,000	$ 100,000	$ 100,000	$ 100,000		$ 425,000
TOTAL FUNDS	**$ 125,000**	**$ 100,000**	**$ 100,000**	**$ 100,000**	**$ -**	**$ 425,000**

PA1901 - PINOLE VALLEY PARK SOCCER FIELD REHABILITATION

Functional Area	: Parks		**Project Origin**	: Council Request		**Priority Score**	
Type of CIP		**Budget**	**Unappropriated Subsequent Years**				
[ ] New [ ] Replacement [ ] Land/Row Acq. Required [ ] Rehabilitation	[ ] Expansion [X] Renovation	**Year 1 FY 2023-24**	**Year 2 FY 2024-25**	**Year 3 FY 2025-26**	**Year 4 FY 2026-27**	**Year 5 FY 2027-28**	**Estimated Project Life cycle cost**
Estimated Expenditures to-date	$ -	**$ 200,000**	**$ -**	**$ -**	**$ -**	**$ -**	**$ 200,000**
Project Start	: 7/1/2023				**Estimated Completion**	: 6/30/2024	

Description

There are two soccer fields at Pinole Valley Park which are utilized on an annual basis, the Wright Avenue Soccer Field at the southerly end, and Savage Avenue Soccer Field at the northern end. Both fields are heavily used by soccer leagues and the general public. The Savage Avenue Soccer Field requires substantial rehabilitation which includes: upgrading the irrigation system and ongoing turf maintenance. Turf maintenance includes mowing, fertilizing, aeration, overseeding, and topdressing.

History, Status, or Impact if Delayed

This project has been delayed pending the development of a Park Master Plan (CIP Project# IN1704).

General Plan Goals/Policies

Goal CS.1, Goal CS.3, Policy CS 3.1, Policy GM.4.1

Summary of Capital Cost

	Budget	**Projected Budget**				**Project Estimate**
USE(S)	**FY 2023-24**	**FY 2024-25**	**FY 2025-26**	**FY 2026-27**	**FY 2027-28**	**FY 2023-2028**
Construction	$ 180,000					$ 180,000
Contingency	$ 20,000					$ 20,000
TOTAL USES	**$ 200,000**	**$ -**	**$ -**	**$ -**	**$ -**	**$ 200,000**
SOURCE(S)						
276 - Growth Impact Fees	$ 200,000					$ 200,000
TOTAL FUNDS	**$ 200,000**	**$ -**	**$ -**	**$ -**	**$ -**	**$ 200,000**

SS2203 - EFFLUENT OUTFALL

Functional Area	: Sanitary Sewer	Project Origin	: Regulatory Requirement	Priority Score

Type of CIP		Budget	Unappropriated Subsequent Years				
		Year 1 FY 2023-24	Year 2 FY 2024-25	Year 3 FY 2025-26	Year 4 FY 2026-27	Year 5 FY 2027-28	Estimated Project Life cycle cost
[ ] New [ ] Replacement [ ] Land/Row Acq. Required [ ] Rehabilitation	[X] Expansion [ ] Renovation						
Estimated Expenditures to-date	$ -	**$ 150,000**	**$ -**	**$ -**	**$ 3,000,000**	**$ -**	**$ 3,150,000**

Project Start	: 7/1/2023	Estimated Completion	: 6/30/2027

Description

The Effluent Outfall project is intended to reduce pressure in the pipe during extreme storm events. Effluent pumping capacity of the treatment plant is limited by the capacity of the pipe size at the effluent outfall in Rodeo. Increasing the pipe size at the Effluent Outfall Eductor Station will increase the wet weather effluent pumping capacity and increase the lifespan of the effluent pipe by reducing the pressure in the line during storm events. This project requires coordination with Rodeo.

History, Status, or Impact if Delayed

General Plan Goals/Policies

Policy GM.4.1, Goal CS.6, Policy CS.6.1

Summary of Capital Cost

	Budget	Projected Budget				Project Estimate
USE(S)	**FY 2023-24**	**FY 2024-25**	**FY 2025-26**	**FY 2026-27**	**FY 2027-28**	**FY 2023-2028**
Design	$ 135,000					
Construction				$ 2,700,000		$ 2,700,000
Contingency	$ 15,000			$ 300,000		$ 315,000
TOTAL USES	**$ 150,000**	**$ -**	**$ -**	**$ 3,000,000**	**$ -**	**$ 3,150,000**
SOURCE(S)						
500 - Sewer Enterprise Fund	$ 150,000			$ 3,000,000		$ 3,150,000
TOTAL FUNDS	**$ 150,000**	**$ -**	**$ -**	**$ 3,000,000**	**$ -**	**$ 3,150,000**

SS2203 - SANITARY SEWER REHABILITATION

Functional Area	: Sanitary Sewer	Project Origin	: Master Plan	Priority Score

Type of CIP		Budget	Unappropriated Subsequent Years				
		Year 1 FY 2023-24	Year 2 FY 2024-25	Year 3 FY 2025-26	Year 4 FY 2026-27	Year 5 FY 2027-28	Estimated Project Life cycle cost
[ ] New	[ ] Expansion						
[X] Replacement	[ ] Renovation						
[ ] Land/Row Acq. Required							
[ ] Rehabilitation							
Estimated Expenditures to-date	$ 35,375	$ 1,500,000	$ 800,000	$ 800,000	$ 800,000	$ 800,000	$ 4,735,375

Project Start : 7/1/2022 **Estimated Completion** : 6/30/2027

Description

Various improvements to the Sanitary Sewer collection system, as identified in the Sanitary Sewer Collection System Master Plan.

History, Status, or Impact if Delayed

On October 4, 2022, City staff released an RFP for preliminary engineering design services for phase 1 of the Pinon project described in the City's recently adopted Sanitary Sewer Master Plan. On January 18, 2023, a one-year contract was executed with West Valley Construction Company, Inc. for the work.

General Plan Goals/Policies

Policy GM.4.1, Goal CS.6, Policy CS.6.1

Summary of Capital Cost

	Budget	Projected Budget				Project Estimate
USE(S)	FY 2023-24	FY 2024-25	FY 2025-26	FY 2026-27	FY 2027-28	FY 2023-2028
Design	$ 375,000	$ 80,000	$ 80,000	$ 80,000	$ 80,000	$ 695,000
Construction	$ 1,023,900	$ 640,000	$ 640,000	$ 640,000	$ 640,000	$ 3,583,900
Contingency	$ 101,100	$ 80,000	$ 80,000	$ 80,000	$ 80,000	$ 421,100
TOTAL USES	**$ 1,500,000**	**$ 800,000**	**$ 800,000**	**$ 800,000**	**$ 800,000**	**$ 4,700,000**
SOURCE(S)						
500 - Sewer Enterprise Func	$ 900,000	$ 800,000	$ 800,000	$ 800,000	$ 800,000	$ 4,100,000
276 - Growth Impact Fees	$ 600,000					
TOTAL FUNDS	**$ 1,500,000**	**$ 800,000**	**$ 800,000**	**$ 800,000**	**$ 800,000**	**$ 4,700,000**

SS2203 - SECONDARY CLARIFIER REHABILITATION

Functional Area	: Sanitary Sewer		**Project Origin**	: End of life cycle		**Priority Score**	
Type of CIP		**Budget**	**Unappropriated Subsequent Years**				
[ ] New [X] Replacement [ ] Land/Row Acq. Required [ ] Rehabilitation	[ ] Expansion [ ] Renovation	**Year 1 FY 2023-24**	**Year 2 FY 2024-25**	**Year 3 FY 2025-26**	**Year 4 FY 2026-27**	**Year 5 FY 2027-28**	**Estimated Project Life cycle cost**
Estimated Expenditures to-date	$ -	**$ 425,000**	**$ -**	**$ -**	**$ -**	**$ -**	**$ 425,000**
Project Start	: 7/1/2023				**Estimated Completion**	: 6/30/2024	

Description

The Water Pollution Control Plant (WPCP) has five secondary clarifiers which slow the flow to allow the microorganisms and other solids to settle to the bottom of the clarifier where they can be returned to aeration tanks to continue treating waste.

History, Status, or Impact if Delayed

Secondary Clarifiers 1 and 2 (SC1 and SC 2) were constructed in the early 1970s and are peripheral feed clarifiers. Secondary Clarifiers 3 and 4 (SC 3 and SC 4) were constructed in the early 1980s and are center feed clarifiers. Secondary Clarifier 5 (SC 5) was constructed in early 2000 and is a center feed, flocculator clarifier. In the first quarter of FY 2022-23, a preliminary inspection of the center column of the SC 5 was completed to examine the current condition and determine the scope of work for rehabilitation. In the second quarter of FY 2022-23, it was determined that SC 3 & SC 4 also require rehabilitation. Previously, this project was titled, "Secondary Clarifier - Center Column Rehabilitation" which only focused on the rehabilitation work required for SC 5.

General Plan Goals/Policies

Goal CS.1, Goal CS.6, Policy CS.6.1

Summary of Capital Cost

	Budget	**Projected Budget**				**Project Estimate**
USE(S)	**FY 2023-24**	**FY 2024-25**	**FY 2025-26**	**FY 2026-27**	**FY 2027-28**	**FY 2023-2028**
Construction SC 5	$ 315,000					$ 315,000
Construction SC 3, SC 4	$ 67,500					$ 67,500
Contingency	$ 42,500					$ 42,500
TOTAL USES	**$ 425,000**	**$ -**	**$ -**	**$ -**	**$ -**	**$ 425,000**
SOURCE(S)						
500 - Sewer Enterprise Func	$ 425,000					$ 425,000
TOTAL FUNDS	**$ 425,000**	**$ -**	**$ -**	**$ -**	**$ -**	**$ 425,000**

SS2102 - AIR RELEASE VALVE REPLACEMENTS

Functional Area	: Sanitary Sewer		**Project Origin**	: Staff Recommendation		**Priority Score**	
Type of CIP		**Budget**	**Unappropriated Subsequent Years**				
[ ] New [X] Replacement [ ] Land/Row Acq. Required [ ] Rehabilitation	[ ] Expansion [ ] Renovation	**Year 1 FY 2023-24**	**Year 2 FY 2024-25**	**Year 3 FY 2025-26**	**Year 4 FY 2026-27**	**Year 5 FY 2027-28**	**Estimated Project Life cycle cost**
Estimated Expenditures to-date	$ 35,000	**$ 50,000**	**$ -**	**$ -**	**$ -**	**$ -**	**$ 85,000**
Project Start	: 7/1/2022				**Estimated Completion**	: 6/30/2024	

Description

There are several air relief valves at various locations on the WPCP Effluent Pipeline between the WPCP and the Rodeo treated water discharge point. This project includes removal and replacement of the pipe saddle, short pipe section, isolation valve, and air relief valve.

History, Status, or Impact if Delayed

Staff has received quotes to replace three air relief valves by the end of FY 2022-23.

General Plan Goals/Policies

Goal CS.1, Goal CS.6, Policy CS.6.1

Summary of Capital Cost

	Budget	**Projected Budget**				**Project Estimate**
USE(S)	**FY 2023-24**	**FY 2024-25**	**FY 2025-26**	**FY 2026-27**	**FY 2027-28**	**FY 2023-2028**
Construction	$ 45,000					$ 45,000
Contingency	$ 5,000					$ 5,000
TOTAL USES	**$ 50,000**	**$ -**	**$ -**	**$ -**	**$ -**	**$ 50,000**
SOURCE(S)						
500 - Sewer Enterprise Func	$ 50,000					$ 50,000
TOTAL FUNDS	**$ 50,000**	**$ -**	**$ -**	**$ -**	**$ -**	**$ 50,000**

SS2002 - WATER POLLUTION CONTROL PLANT LAB REMODEL

Functional Area	: Sanitary Sewer		**Project Origin**	: Regulatory Requirement		**Priority Score**	
Type of CIP		**Budget**	**Unappropriated Subsequent Years**				
[ ] New [ ] Replacement [ ] Land/Row Acq. Required [ ] Rehabilitation	[ ] Expansion [X] Renovation	**Year 1 FY 2023-24**	**Year 2 FY 2024-25**	**Year 3 FY 2025-26**	**Year 4 FY 2026-27**	**Year 5 FY 2027-28**	**Estimated Project Life cycle cost**
Estimated Expenditures to-date	$ -	**$ 100,000**	**$ -**	**$ -**	**$ -**	**$ -**	**$ 100,000**
Project Start	: 7/1/2023				**Estimated Completion**	: 6/30/2024	

Description

The California Environmental Laboratory Accreditation Program (ELAP) is responsible for accrediting environmental testing labs including the Pinole - Hercules WPCP. The 2019 ELAP inspection results indicated the lab apparatus, countertops, and the fume hood are past their useful life and recommended replacement.

History, Status, or Impact if Delayed

General Plan Goals/Policies

Policy GM.4.1, Goal CS.1, Policy CS.2.6

Summary of Capital Cost

	Budget	Projected Budget				Project Estimate
USE(S)	**FY 2023-24**	**FY 2024-25**	**FY 2025-26**	**FY 2026-27**	**FY 2027-28**	**FY 2023-2028**
Design	$ 6,000					$ 6,000
Construction	$ 85,000					$ 85,000
Contingency	$ 9,000					$ 9,000
TOTAL USES	**$ 100,000**	**$ -**	**$ -**	**$ -**	**$ -**	**$ 100,000**
SOURCE(S)						
500 - Sewer Enterprise Func	$ 100,000					$ 100,000
TOTAL FUNDS	**$ 100,000**	**$ -**	**$ -**	**$ -**	**$ -**	**$ 100,000**

SS1702 - SEWER PUMP STATION REHABILITATION

Functional Area	: Sanitary Sewer	Project Origin	: End of life cycle	Priority Score

Type of CIP		Budget	Unappropriated Subsequent Years				
		Year 1 FY 2023-24	Year 2 FY 2024-25	Year 3 FY 2025-26	Year 4 FY 2026-27	Year 5 FY 2027-28	Estimated Project Life cycle cost
[ ] New [X] Replacement [ ] Land/Row Acq. Required [ ] Rehabilitation	[ ] Expansion [ ] Renovation						
Estimated Expenditures to-date	$ -	**$ 1,200,000**	**$ -**	**$ -**	**$ -**	**$ -**	**$ 1,200,000**

Project Start : 7/1/2023 **Estimated Completion** : 6/30/2024

Description

The City owns and operates two lift stations to convey flow from low lying areas to high elevations where the flow continues by gravity to the wastewater treatment plant. Both pump stations have reached the end of their useful life and need to be rehabilitated. The two pump stations are located on San Pablo Ave. and Hazel St. In FY 2019/20, this project was renamed to include both pump stations. Previously, this project was titled, "Hazel Street Sewer Pump Rehabilitation."

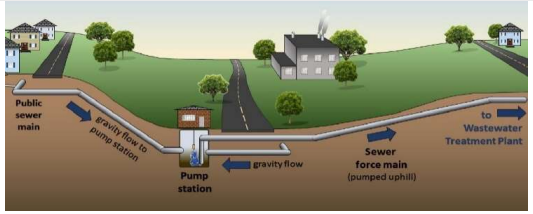

History, Status, or Impact if Delayed

General Plan Goals/Policies

Policy GM.4.1, Goal CS.6, Policy CS.6.1

Summary of Capital Cost

	Budget	Projected Budget				Project Estimate
USE(S)	**FY 2023-24**	**FY 2024-25**	**FY 2025-26**	**FY 2026-27**	**FY 2027-28**	**FY 2023-2028**
Design	$ 175,000					$ 175,000
Construction	$ 925,000					$ 925,000
Contingency	$ 100,000					$ 100,000
TOTAL USES	**$ 1,200,000**	**$ -**	**$ -**	**$ -**	**$ -**	**$ 1,200,000**
SOURCE(S)						
500 - Sewer Enterprise Fund	$ 1,200,000					$ 1,200,000
TOTAL FUNDS	**$ 1,200,000**	**$ -**	**$ -**	**$ -**	**$ -**	**$ 1,200,000**

SW2001 - ROBLE ROAD STORM DRAINAGE IMPROVEMENTS

Functional Area	: Stormwater		**Project Origin**	: Staff Recommendation			**Priority Score**	
Type of CIP		**Budget**	**Unappropriated Subsequent Years**					
[ ] New [ ] Replacement [ ] Land/Row Acq. Required [ ] Rehabilitation	[X] Expansion [ ] Renovation	**Year 1 FY 2023-24**	**Year 2 FY 2024-25**	**Year 3 FY 2025-26**	**Year 4 FY 2026-27**	**Year 5 FY 2027-28**	**Estimated Project Life cycle cost**	
Estimated Expenditures to-date	$ -	**$ 150,000**	**$ 550,000**	**$ -**	**$ -**	**$ -**	**$ 700,000**	
Project Start	: 7/1/2023					**Estimated Completion**	: 6/30/2025	

Description

The existing system appears to have capacity issues at Roble Ave. and Encina Ave. that warrant review and upgrade. This project will assess the collection system for capacity and hydraulic profile and upgrade the system as necessary.

History, Status, or Impact if Delayed

General Plan Goals/Policies

Policy GM.4.1, Goal CS.7, Policy CS.7.1

Summary of Capital Cost

	Budget	Projected Budget				Project Estimate
USE(S)	**FY 2023-24**	**FY 2024-25**	**FY 2025-26**	**FY 2026-27**	**FY 2027-28**	**FY 2023-2028**
Design	$ 135,000					$ 135,000
Construction		$ 500,000				$ 500,000
Contingency	$ 15,000	$ 50,000				$ 65,000
TOTAL USES	**$ 150,000**	**$ 550,000**	**$ -**	**$ -**	**$ -**	**$ 700,000**
SOURCE(S)						
276 - Growth Impact Fees	$ 150,000	$ 550,000				$ 700,000
TOTAL FUNDS	**$ 150,000**	**$ 550,000**	**$ -**	**$ -**	**$ -**	**$ 700,000**

SW1901 - HAZEL STREET STORM DRAIN IMPROVEMENTS

Functional Area	: Stormwater		**Project Origin**	: Development Driven		**Priority Score**	
Type of CIP		**Budget**	**Unappropriated Subsequent Years**				
X New Replacement Land/Row Acq. Required Rehabilitation	Expansion Renovation	**Year 1 FY 2023-24**	**Year 2 FY 2024-25**	**Year 3 FY 2025-26**	**Year 4 FY 2026-27**	**Year 5 FY 2027-28**	**Estimated Project Life cycle cost**
Estimated Expenditures to-date	$ 46,634	**$ 558,000**	**$ -**	**$ -**	**$ -**	**$ -**	**$ 604,634**
Project Start	: 7/1/2020				**Estimated Completion**	: 6/30/2025	

Description

The existing stormwater collection is an open trench system and needs to be converted to an underground conveyance system to facilitate construction of a through road. This project will include connecting the existing storm drain network within Hazel Street between 1087 Hazel St (eastern limits) and 1081 Hazel St. (western limits). In January 2020, the City contacted with Schaff and Wheeler to prepare the preliminary design which includes plan and profile of the pipe and technical specifications.

History, Status, or Impact if Delayed

General Plan Goals/Policies

Policy GM.4.1, Goal CS.7, Policy CS.7.1

Summary of Capital Cost

	Budget	Projected Budget				Project Estimate
USE(S)	**FY 2023-24**	**FY 2024-25**	**FY 2025-26**	**FY 2026-27**	**FY 2027-28**	**FY 2023-2028**
Design	$ 8,276					$ 8,276
Construction	$ 500,000					$ 500,000
Contingency	$ 49,724					$ 49,724
TOTAL USES	**$ 558,000**	**$ -**	**$ -**	**$ -**	**$ -**	**$ 558,000**
SOURCE(S)						
106 - Measure S 2014	$ 500,000					$ 500,000
276 - Growth Impact Fees	$ 58,000					$ 58,000
TOTAL FUNDS	**$ 558,000**	**$ -**	**$ -**	**$ -**	**$ -**	**$ 558,000**

RO2304 - SAFETY IMPROVEMENTS AT TENNENT AVE./PEAR & PLUM

Functional Area	: Streets & Roads		**Project Origin**	: Staff Recommendation		**Priority Score**	
Type of CIP		**Budget**	**Unappropriated Subsequent Years**				
X New Replacement Land/Row Acq. Required Rehabilitation	Expansion Renovation	**Year 1 FY 2023-24**	**Year 2 FY 2024-25**	**Year 3 FY 2025-26**	**Year 4 FY 2026-27**	**Year 5 FY 2027-28**	**Estimated Project Life cycle cost**
Estimated Expenditures to-date	$ 9,900	**$ 110,000**	**$ 400,000**	**$ 400,000**	**$ -**	**$ -**	**$ 919,900**
Project Start	: 07/01/2022				**Estimated Completion**	: 6/30/2024	

Description

This project will install striped bulbouts with flexible bollards, high visibility crosswalks and pavement markings, and yield road signage at two intersections (Pear and Plum) on Tennent Ave. In addition, a Rectangular Rapid-Flashing Beacon (RRFB) will be installed at Tennent Ave. & Plum St. On October 18, 2022, City Council received information and a presentation on traffic safety issues at these intersections. On February 21, 2023, City Council approved $110,000 in immediate improvements on Tennent Ave. at the Pear and Plum intersections.

History, Status, or Impact if Delayed

General Plan Goals/Policies

Policy GM.3.3, Goal CE.3, Goal CS.10, Policy CS 10.2

Summary of Capital Cost

	Budget	Projected Budget				Project Estimate
USE(S)	**FY 2023-24**	**FY 2024-25**	**FY 2025-26**	**FY 2026-27**	**FY 2027-28**	**FY 2023-2028**
Construction	$ 110,000	$ 400,000	$ 400,000			$ 910,000
TOTAL USES	**$ 110,000**	**$ 400,000**	**$ 400,000**	**$ -**	**$ -**	**$ 910,000**
SOURCE(S)						
106 - Measure S 2014	$ 110,000	$ 400,000	$ 400,000			
						$ -
TOTAL FUNDS	**$ 110,000**	**$ 400,000**	**$ 400,000**	**$ -**	**$ -**	**$ 910,000**

RO2303 - PINOLE SMART SIGNALS

Functional Area	: Streets & Roads	**Project Origin**	: Staff Recommendation			**Priority Score**	
Type of CIP		**Budget**	**Unappropriated Subsequent Years**				
X New Replacement Land/Row Acq. Required Rehabilitation	Expansion Renovation	**Year 1 FY 2023-24**	**Year 2 FY 2024-25**	**Year 3 FY 2025-26**	**Year 4 FY 2026-27**	**Year 5 FY 2027-28**	**Estimated Project Life cycle cost**
Estimated Expenditures to-date	$ -	**$ 1,499,829**	**$ -**	**$ -**	**$ -**	**$ -**	**$ 1,499,829**
Project Start	: 7/1/2023				**Estimated Completion**	: 6/30/2024	

Description

The Smart Signals project will develop, manage, and implement ITS initiatives that improve the safety and efficiency of multimodal mobility, maximize highway and arterial system throughput, and improve operational efficiency, safety, and reduce environmental impact throughout Contra Costa County. Contra Costa Tranportation Authority is the project lead and will coordinate the project throughout the county. Twelve traffic signals have been identified as candidates for the Smart Signals project. These signals are located on Pinole arterial roadways (Appian Way & San Pablo Avenue).

History, Status, or Impact if Delayed

Deployment of the Smart Signals Project is expected to result in operational and safety improvements for all modes of transportation, such as decrease in travel time and total delay, reduction in number of stops and secondary accidents, reduction of fuel consumption and greenhouse gas emissions, and reduction of response time for emergency vehicles.

General Plan Goals/Policies

Goal CS.10, Policy CS 10.2

Summary of Capital Cost

	Budget	**Projected Budget**				**Project Estimate**
USE(S)	**FY 2023-24**	**FY 2024-25**	**FY 2025-26**	**FY 2026-27**	**FY 2027-28**	**FY 2023-2028**
Construction	$ 1,499,829					$ 1,499,829
TOTAL USES	**$ 1,499,829**	**$ -**	**$ -**	**$ -**	**$ -**	**$ 1,499,829**
SOURCE(S)						
215 - Grant: OBAG	$ 1,345,527					
106 - Measure S 2014	$ 154,302					$ 154,302
TOTAL FUNDS	**$ 1,499,829**	**$ -**	**$ -**	**$ -**	**$ -**	**$ 1,499,829**

RO2302 - SAFETY IMPROVEMENTS ON ARTERIAL ROADWAYS

Functional Area	: Streets & Roads		**Project Origin**	: Staff Recommendation		**Priority Score**	
Type of CIP		**Budget**	**Unappropriated Subsequent Years**				
X New Replacement Land/Row Acq. Required Rehabilitation	Expansion Renovation	**Year 1 FY 2023-24**	**Year 2 FY 2024-25**	**Year 3 FY 2025-26**	**Year 4 FY 2026-27**	**Year 5 FY 2027-28**	**Estimated Project Life cycle cost**
Estimated Expenditures to-date	$ -	**$ 275,000**	**$ -**	**$ -**	**$ -**	**$ -**	**$ 275,000**
Project Start	: 7/1/2023				**Estimated Completion**	: 6/30/2024	

Description

This project will install pedestrian crossing enhancements at three mid-block crossings on arterial roadways. The enhancements include continental markings, median refuge islands, advanced stop bars and Rectangular Rapid Flash Beacons. The three mid-block crossings are: San Pablo Ave. & Third Ave.; San Pablo Ave. & Quinan St.; and Pinole Valley Road & Savage Ave.

History, Status, or Impact if Delayed

Funding for improvements was secured through Cycle 11 HSIP grant funds.

General Plan Goals/Policies

Policy GM.3.3, Goal CE.3, Goal CS.10, Policy CS 10.2

Summary of Capital Cost

	Budget	**Projected Budget**				**Project Estimate**
USE(S)	**FY 2023-24**	**FY 2024-25**	**FY 2025-26**	**FY 2026-27**	**FY 2027-28**	**FY 2023-2028**
Construction	$ 265,000					$ 265,000
Contingency	$ 10,000					$ 10,000
TOTAL USES	**$ 275,000**	**$ -**	**$ -**	**$ -**	**$ -**	**$ 275,000**
SOURCE(S)						
215 - Grant: HSIP	$ 239,040					$ 239,040
106 - Measure S 2014	$ 35,960					$ 35,960
TOTAL FUNDS	**$ 275,000**	**$ -**	**$ -**	**$ -**	**$ -**	**$ 275,000**

RO2301 - ROAD REHABILITATION

Functional Area	: Streets & Roads	Project Origin	: Pavement Management Program	Priority Score

Type of CIP		Budget	Unappropriated Subsequent Years				
		Year 1 FY 2023-24	Year 2 FY 2024-25	Year 3 FY 2025-26	Year 4 FY 2026-27	Year 5 FY 2027-28	Estimated Project Life cycle cost
	New						
	Expansion						
	Replacement						
	Renovation						
	Land/Row Acq. Required						
X	Rehabilitation						
Estimated Expenditures to-date	$ -	$ 250,000	$ -	$ -	$ -	$ -	$ 250,000

Project Start	: 7/1/2023	Estimated Completion	: 6/30/2028

Description

Based on the most current P-TAP report and field inspections, various segments will be recommended annually for rehabilitation. Recommended treatment include patch paving, slurry seal, cape seal, mill and fill. This project includes two projects which appeared in previous CIP's known as RO2501 and RO2401.

History, Status, or Impact if Delayed

General Plan Goals/Policies

Policy GM.3.3, Goal CE.3, Goal CS.10, Policy CS 10.2

Summary of Capital Cost

	Budget	Projected Budget				Project Estimate
USE(S)	FY 2023-24	FY 2024-25	FY 2025-26	FY 2026-27	FY 2027-28	FY 2023-2028
Design	$ 25,000					$ 25,000
Construction	$ 200,000					$ 200,000
Contingency	$ 25,000					$ 25,000
TOTAL USES	**$ 250,000**	**$ -**	**$ -**	**$ -**	**$ -**	**$ 250,000**
SOURCE(S)						
325 - City Street Improvements	$ 250,000					$ 250,000
TOTAL FUNDS	**$ 250,000**	**$ -**	**$ -**	**$ -**	**$ -**	**$ 250,000**

RO2107 - BRANDT ST. IMPROVEMENTS

Functional Area	: Streets & Roads	Project Origin	: Council Request	Priority Score

Type of CIP		Budget	Unappropriated Subsequent Years				
		Year 1 FY 2023-24	Year 2 FY 2024-25	Year 3 FY 2025-26	Year 4 FY 2026-27	Year 5 FY 2027-28	Estimated Project Life cycle cost
[ ] New	[ ] Expansion						
[ ] Replacement	[ ] Renovation						
[ ] Land/Row Acq. Required							
[X] Rehabilitation							
Estimated Expenditures to-date	$ -	**$ 170,000**	**$ -**	**$ -**	**$ -**	**$ -**	**$ 170,000**

Project Start	: 7/1/2024	Estimated Completion	: 6/30/2028

Description

Provide improvements on Brandt St. including application of pavement treatments based on type and severity of distresses on existing pavement.

History, Status, or Impact if Delayed

General Plan Goals/Policies

Goal CE.4, Goal CS.10, Policy CS.10.2, Policy GM.3.3, Goal CS.10

Summary of Capital Cost

	Budget	Projected Budget				Project Estimate
USE(S)	**FY 2023-24**	**FY 2024-25**	**FY 2025-26**	**FY 2026-27**	**FY 2027-28**	**FY 2023-2028**
Design	$ 30,000					$ 30,000
Construction	$ 120,000					$ 120,000
Contingency	$ 20,000					$ 20,000
TOTAL USES	**$ 170,000**	**$ -**	**$ -**	**$ -**	**$ -**	**$ 170,000**
SOURCE(S)						
100 - General Fund	$ 170,000					$ 170,000
TOTAL FUNDS	**$ 170,000**	**$ -**	**$ -**	**$ -**	**$ -**	**$ 170,000**

RO2105 - APPIAN WAY COMPLETE STREETS

Functional Area	: Streets & Roads		**Project Origin**	: Staff Recommendation		**Priority Score**	
Type of CIP		**Budget**	**Unappropriated Subsequent Years**				
☐ New ☐ Expansion ☐ Replacement ☐ Renovation ☐ Land/Row Acq. Required ☐ Rehabilitation		**Year 1 FY 2023-24**	**Year 2 FY 2024-25**	**Year 3 FY 2025-26**	**Year 4 FY 2026-27**	**Year 5 FY 2027-28**	**Estimated Project Life cycle cost**
Estimated Expenditures to-date	$ -	**$ 100,000**	**$ -**	**$ -**	**$ -**	**$ -**	**$ 100,000**
Project Start	: 7/1/2023				**Estimated Completion**	: 6/30/2024	

Description

Completion of preliminary engineering and design to provide continuous sidewalks and bike lanes along Appian Way beginning from unincorporated El Sobrante to about 1500 lineal feet north of the City limit within Pinole. In December 2021, City Council approved a Cooperative Funding Agreement with WCCTAC to receive STMP funds to complete preliminary design for this project.

History, Status, or Impact if Delayed

This project will connect with the Contra Costa County's project to provide continuous sidewalks and bike lanes along Appian Way from San Pablo Dam Rd. in unincorporated El Sobrante. This project will involve coordination with Contra Costa County. The construction phase of this project is unfunded and appears in the Unfunded and Unprogrammed list.

General Plan Goals/Policies

Policy CE.1.4, Policy CS.2.6, Policy CS.3.3, Policy H.3.1, Policy GM.3.3, Goal CE.3, Goal CS.10, Policy CS 10.2

Summary of Capital Cost

	Budget	**Projected Budget**				**Project Estimate**
USE(S)	**FY 2023-24**	**FY 2024-25**	**FY 2025-26**	**FY 2026-27**	**FY 2027-28**	**FY 2023-2028**
Engineering Design	$ 100,000					$ 100,000
TOTAL USES	**$ 100,000**	**$ -**	**$ -**	**$ -**	**$ -**	**$ 100,000**
SOURCE(S)						
325 - Grant: STMP Fees	$ 100,000					$ 100,000
TOTAL FUNDS	**$ 100,000**	**$ -**	**$ -**	**$ -**	**$ -**	**$ 100,000**

RO2102 - TENNENT AVE. REHABILITATION

Functional Area	: Streets & Roads	Project Origin	: Pavement Management Program	Priority Score

Type of CIP		Budget	Unappropriated Subsequent Years				
		Year 1 FY 2023-24	Year 2 FY 2024-25	Year 3 FY 2025-26	Year 4 FY 2026-27	Year 5 FY 2027-28	Estimated Project Life cycle cost
	New						
	Expansion						
	Replacement						
	Renovation						
	Land/Row Acq. Required						
X	Rehabilitation						
Estimated Expenditures to-date	$ 36,991	$ 814	$ 655,000	$ -	$ -	$ -	$ 692,805

Project Start	: 7/1/2020	Estimated Completion	: 6/30/2025

Description

The construction impacts from the WPCP upgrade project resulted in pavement deterioration. This project will rehabilitate Tennent Ave. from San Pablo Ave. to WPCP. In February 2021, the City selected a consultant to complete the preliminary engineering for this project.

History, Status, or Impact if Delayed

In preparation of this project, the City retained a consultant to perform internal CCTV on this section of roadway. The inspection was completed in early 2021. Coordinating collection system improvements with street resurfacing projects ensures that sewer improvements are made prior to the resurfacing so that manholes and valve covers may be properly realigned, and repairs and replacements are made in a cost-effective manner. This also avoids cutting and patching recently paved streets. The City of Hercules will reimburse $86,430 for this project. In addition, this project is being coordinated with RO1902 for efficient implementation.

General Plan Goals/Policies

Policy CE.1.4, Policy CS.2.6, Policy CS.3.3, Policy H.3.1, Policy GM.3.3, Goal CE.3, Goal CS.10, Policy CS 10.2

Summary of Capital Cost

	Budget	Projected Budget				Project Estimate
USE(S)	FY 2023-24	FY 2024-25	FY 2025-26	FY 2026-27	FY 2027-28	FY 2023-2028
Design	$ 814					$ 814
Construction		$ 623,000				$ 623,000
Contingency		$ 32,000				$ 32,000
TOTAL USES	**$ 814**	**$ 655,000**	**$ -**	**$ -**	**$ -**	**$ 655,814**
SOURCE(S)						
200 - Gas Tax		$ 381,082				$ 381,082
500 - Sewer Enterprise Fund	$ 814	$ 106,597				$ 107,411
325 - City Street Improvements		$ 167,321				$ 167,321
TOTAL FUNDS	**$ 814**	**$ 655,000**	**$ -**	**$ -**	**$ -**	**$ 655,814**

RO2101 - ARTERIAL REHABILITATION

Functional Area	: Streets & Roads		**Project Origin**	: Pavement Management Program		**Priority Score**	
Type of CIP		**Budget**	**Unappropriated Subsequent Years**				
New Replacement Land/Row Acq. Required X Rehabilitation	Expansion Renovation	**Year 1 FY 2023-24**	**Year 2 FY 2024-25**	**Year 3 FY 2025-26**	**Year 4 FY 2026-27**	**Year 5 FY 2027-28**	**Estimated Project Life cycle cost**
Estimated Expenditures to-date	$ 31,258	**$ 1,187,534**	**$ -**	**$ -**	**$ -**	**$ -**	**$ 1,218,792**
Project Start	: 7/1/2021				**Estimated Completion**	: 6/30/2024	

Description

The project is currently in the design phase and aims to maximize the funding available to complete rehabilitation work beginning at the southern city limit on Pinole Valley Road to the bridge west of Savage Ave. The project will include replacement, modification, or installation of a ADA compliant curb ramps, road rehabilitation, and striping.

History, Status, or Impact if Delayed

Based on the 2019 P-TAP report, various segments were recommended for treatment by StreetSaver®. The recommendations were further validated through a comparative pavement analysis and coring samples to explore additional treatment options which are not discussed in the P-TAP report. This will allow the City to optimize the available funding. The section of roadway selected based on the analysis was Pinole Valley Road from the southern city limits.

General Plan Goals/Policies

Policy GM.3.3, Goal CE.3, Goal CS.10, Policy CS 10.2

Summary of Capital Cost

	Budget	**Projected Budget**				**Project Estimate**
USE(S)	**FY 2023-24**	**FY 2024-25**	**FY 2025-26**	**FY 2026-27**	**FY 2027-28**	**FY 2023-2028**
Design	$ 27,222					$ 27,222
Construction	$ 1,066,562					$ 1,066,562
Contingency	$ 93,750					$ 93,750
TOTAL USES	**$ 1,187,534**	**$ -**	**$ -**	**$ -**	**$ -**	**$ 1,187,534**
SOURCE(S)						
200 - Gas Tax	$ 428,910					$ 428,910
377 - Arterial Streets Rehabilitation	$ 758,624					$ 758,624
TOTAL FUNDS	**$ 1,187,534**	**$ -**	**$ -**	**$ -**	**$ -**	**$ 1,187,534**

RO1902 - PEDESTRIAN IMPROVEMENTS AT TENNENT AVE. near RXR

Functional Area	: Streets & Roads		**Project Origin**	: Staff Recommendation		**Priority Score**	
Type of CIP		**Budget**	**Unappropriated Subsequent Years**				
X New Replacement Land/Row Acq. Required Rehabilitation	Expansion Renovation	**Year 1 FY 2023-24**	**Year 2 FY 2024-25**	**Year 3 FY 2025-26**	**Year 4 FY 2026-27**	**Year 5 FY 2027-28**	**Estimated Project Life cycle cost**
Estimated Expenditures to-date	$ 40,672	**$ 1,365,000**	**$ -**	**$ -**	**$ -**	**$ -**	**$ 1,405,672**
Project Start	: 7/1/2020				**Estimated Completion**	: 6/30/2024	

Description

In 2018, the East Bay Regional Park District completed a trail link to connect Pinole Shores Regional Shoreline to Bayfront Park trail. There remains one very small gap on Tennent Ave. from Bayfront Park to Railroad Ave. Improvements to Tennent Ave. at the Railroad Crossing will facilitate safe movement of bicycles and pedestrians. Since project inception, the scope of work has evolved to include improvements that would maximize parking on Railroad Avenue for park users. In February 2021, the City selected a consultant to complete the preliminary engineering for this project.



History, Status, or Impact if Delayed

WCCTAC held its STMP Call for Projects in 2018 which committed $100k in funding for preliminary engineering from the 2006 STMP program for this project. City staff also submitted an OBAG 3 application in July 2022 to compete for funding for this project. If awarded, the City will need a match of $345k.

General Plan Goals/Policies

Policy CE.1.4, Policy CS.2.6, Policy CS.3.3, Policy H.3.1, Policy GM.3.3, Goal CE.3, Goal CS.10, Policy CS 10.2

Summary of Capital Cost

	Budget	**Projected Budget**				**Project Estimate**
USE(S)	**FY 2023-24**	**FY 2024-25**	**FY 2025-26**	**FY 2026-27**	**FY 2027-28**	**FY 2023-2028**
Design	$ 14,628					$ 14,628
Construction	$ 1,020,000					$ 1,020,000
Contingency	$ 330,372					$ 330,372
TOTAL USES	**$ 1,365,000**	**$ -**	**$ -**	**$ -**	**$ -**	**$ 1,365,000**
SOURCE(S)						
325 - Grant: STMP Fees	$ 44,700					$ 44,700
Unfunded	$ 1,320,300					$ 1,320,300
TOTAL FUNDS	**$ 1,365,000**	**$ -**	**$ -**	**$ -**	**$ -**	**$ 1,365,000**

RO1802 - HAZEL STREET GAP CLOSURE (SUNNYVIEW)

Functional Area	: Streets & Roads		**Project Origin**	: Development Driven		**Priority Score**	
Type of CIP		**Budget**	**Unappropriated Subsequent Years**				
X New Replacement Land/Row Acq. Required Rehabilitation	Expansion Renovation	**Year 1 FY 2023-24**	**Year 2 FY 2024-25**	**Year 3 FY 2025-26**	**Year 4 FY 2026-27**	**Year 5 FY 2027-28**	**Estimated Project Life cycle cost**
Estimated Expenditures to-date	$ -	**$ -**	**$ 200,000**	**$ -**	**$ -**	**$ -**	**$ 200,000**
Project Start	: 7/1/2021				**Estimated Completion**	: 6/30/2025	

Description

A developer has proposed to develop on a vacant lot identified as APN 402-013-060 at the end of Hazel Street. The project proposes the subdivision of the lot into four new parcels and development of single family residences on each new parcel, and execution of a development agreement to make public improvements, including the extension of Hazel Street for roadway connection to Sunnyview Drive - West end of Hazel St.

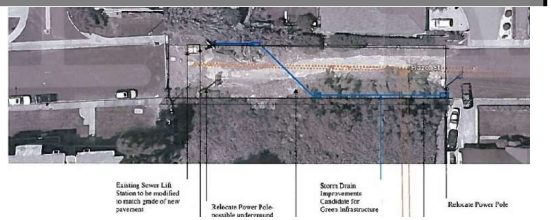

History, Status, or Impact if Delayed

CIP Project SW1901 must be completed prior to this project.

General Plan Goals/Policies

Goal CE.1, Policy CE.1.1, Policy CE.1.4, Policy CE.1.5, Goal CE.3, Policy CS.2.6, Goal HS.1, Goal HS.3, Policy HS 3.4, Goal HS.6

Summary of Capital Cost

	Budget	**Projected Budget**				**Project Estimate**
USE(S)	**FY 2023-24**	**FY 2024-25**	**FY 2025-26**	**FY 2026-27**	**FY 2027-28**	**FY 2023-2028**
Construction		$ 200,000				$ 200,000
TOTAL USES	**$ -**	**$ 200,000**	**$ -**	**$ -**	**$ -**	**$ 200,000**
SOURCE(S)						
276 - Growth Impact Fees		$ 50,000				$ 50,000
Unfunded		$ 150,000				$ 150,000
TOTAL FUNDS	**$ -**	**$ 200,000**	**$ -**	**$ -**	**$ -**	**$ 200,000**

RO1714 - SAFETY IMPROVEMENTS AT APPIAN WAY AND MARLESTA RD.

Functional Area	: Streets & Roads		**Project Origin**	: Council Request		**Priority Score**	
Type of CIP		**Budget**	**Unappropriated Subsequent Years**				
X New Replacement Land/Row Acq. Required Rehabilitation	Expansion Renovation	**Year 1 FY 2023-24**	**Year 2 FY 2024-25**	**Year 3 FY 2025-26**	**Year 4 FY 2026-27**	**Year 5 FY 2027-28**	**Estimated Project Life cycle cost**
Estimated Expenditures to-date	$ 77,800	**$ 672,429**	**$ -**	**$ -**	**$ -**	**$ -**	**$ 750,229**
Project Start	: 7/1/2020				**Estimated Completion**	: 12/31/2023	

Description

The key elements affecting the safety of pedestrians and cyclists at the Appian Way and Marlesta Way intersection is speed and reduced visibility of approaching traffic due to the topography of the project area. Safety improvements are required to improve crossing conditions for pedestrians and bicyclists. In February 2021, the City selected a Consultant to complete the preliminary engineering for this project. Grant funds were secured through WCCTAC, Transportation Development Act, and OBAG to complete this project. In October 2023, City Council awarded a construction contract to Gruendl Inc.

History, Status, or Impact if Delayed

The City secured grant funds to install a traffic signal at this intersection instead of a HAWK.

General Plan Goals/Policies

Policy GM.3.3, Goal CE.3, Goal CS.10, Policy CS 10.2

Summary of Capital Cost

	Budget	Projected Budget				Project Estimate
USE(S)	**FY 2023-24**	**FY 2024-25**	**FY 2025-26**	**FY 2026-27**	**FY 2027-28**	**FY 2023-2028**
Design	$ -					$ -
Construction	$ 607,348					$ 607,348
Contingency	$ 65,081					$ 65,081
TOTAL USES	**$ 672,429**	**$ -**	**$ -**	**$ -**	**$ -**	**$ 672,429**
SOURCE(S)						
106 - Measure S 2014	$ 193,029					$ 193,029
325 - Grant: TDA Article 3	$ 129,400					$ 129,400
215 - Grant: OBAG	$ 350,000					$ 350,000
TOTAL FUNDS	**$ 672,429**	**$ -**	**$ -**	**$ -**	**$ -**	**$ 672,429**

RO1710 - SAN PABLO AVENUE BRIDGE OVER BNSF RAILROAD

Functional Area	: Streets & Roads		**Project Origin**	: End of life cycle		**Priority Score**	
Type of CIP		**Budget**	**Unappropriated Subsequent Years**				
		Year 1 FY 2023-24	**Year 2 FY 2024-25**	**Year 3 FY 2025-26**	**Year 4 FY 2026-27**	**Year 5 FY 2027-28**	**Estimated Project Life cycle cost**
Estimated Expenditures to-date	$ 1,110,737	**$ 1,974,162**	**$ 28,800,000**	**$ -**	**$ -**	**$ -**	**$ 31,884,899**
Project Start	: 7/1/2017				**Estimated Completion**	: 6/30/2026	

- [ ] New
- [ ] Expansion
- [x] Replacement
- [ ] Renovation
- [ ] Land/Row Acq. Required
- [ ] Rehabilitation

Description

The San Pablo Avenue bridge over the Burlington Northern Santa Fe Railroad is an integral part of the area's transportation network. The age and condition assessment of the bridge supports replacement. The City was approved for initial funding from the Caltrans Highway Bridge Program (HBP). In February 2020, the City awarded a contract to a consultant for preliminary engineering (PE) to advance the project. The PE will be completed in two phases due to funding limitations. Completion of preliminary design is necessary to develop a final cost estimate for the project. Unfunded portions of this project appear in the Unfunded and Unprogrammed project list.

History, Status, or Impact if Delayed

The total budget identified to complete the PE exceeds the amount of funding Caltrans committed to the project of the State's share in the current HBP. In October 2022, a draft type selection report was submitted to Caltrans for review. This report is the first step to request additional funding allocations from the Caltrans HBP to complete the PS&E phase and construction phase of the project.

General Plan Goals/Policies

Policy CS.3.3, Goal H.3, Policy H.3.1, Goal CE.3, Goal CE. 7, Policy CE.7.3, Goal CS.10.

Summary of Capital Cost

	Budget	Projected Budget				Project Estimate
USE(S)	**FY 2023-24**	**FY 2024-25**	**FY 2025-26**	**FY 2026-27**	**FY 2027-28**	**FY 2023-2028**
Project Management	$ 133,579	$ 4,150,000				$ 4,283,579
Planning & Design	$ 1,840,583					$ 1,840,583
Construction	-	$ 24,650,000				$ 24,650,000
TOTAL USES	**$ 1,974,162**	**$ 28,800,000**	**$ -**	**$ -**	**$ -**	**$ 30,774,162**
SOURCE(S)						
325 - Grant: HBP	$ 41,394					$ 41,394
325 - Grant: STMP Fees	$ 1,499,189					$ 1,499,189
215 - Grant: TLC	$ 133,579					
106 - Measure S 2014	$ 300,000					
Unfunded		$ 28,800,000				$ 28,800,000
TOTAL FUNDS	**$ 1,974,162**	**$ 28,800,000**	**$ -**	**$ -**	**$ -**	**$ 30,774,162**

RO1708 - PINOLE VALLEY ROAD IMPROVEMENTS

Functional Area	: Streets & Roads		**Project Origin**	: Council Request		**Priority Score**	
Type of CIP		**Budget**	**Unappropriated Subsequent Years**				
[ ] New [ ] Replacement [ ] Land/Row Acq. Required [X] Rehabilitation	[ ] Expansion [ ] Renovation	**Year 1 FY 2023-24**	**Year 2 FY 2024-25**	**Year 3 FY 2025-26**	**Year 4 FY 2026-27**	**Year 5 FY 2027-28**	**Estimated Project Life cycle cost**
Estimated Expenditures to-date	$ -	**$ 100,000**	**$ -**	**$ -**	**$ -**	**$ -**	**$ 100,000**
Project Start	: 7/1/2023				**Estimated Completion**	: 6/30/2024	

Description

As part of the high school construction project WCCUSD provided road improvements along the school frontage. Improvements to Pinole Valley Road - from Shea Dr. to Helena Ct. will extend the useful life of the pavement. The existing pavement score is high in this area, so a slurry seal may be the recommended treatment.

History, Status, or Impact if Delayed

General Plan Goals/Policies

Policy GM.3.3, Goal CE.3, Goal CS.10, Policy CS 10.2

Summary of Capital Cost

	Budget	Projected Budget				Project Estimate
USE(S)	**FY 2023-24**	**FY 2024-25**	**FY 2025-26**	**FY 2026-27**	**FY 2027-28**	**FY 2023-2028**
Design	$ 10,000					$ 10,000
Construction	$ 80,000					$ 80,000
Contingency	$ 10,000					$ 10,000
TOTAL USES	**$ 100,000**	**$ -**	**$ -**	**$ -**	**$ -**	**$ 100,000**
SOURCE(S)						
200 - Gas Tax	$ 100,000					$ 100,000
TOTAL FUNDS	**$ 100,000**	**$ -**	**$ -**	**$ -**	**$ -**	**$ 100,000**

IN2201 - Energy Audit

Functional Area	: Infrastructure Assessment		**Project Origin**	: Staff Recommendation		**Priority Score**	
Type of CIP		**Budget**	**Unappropriated Subsequent Years**				
☐ New ☐ Expansion ☐ Replacement ☐ Renovation ☐ Land/Row Acq. Required ☐ Rehabilitation		**Year 1 FY 2023-24**	**Year 2 FY 2024-25**	**Year 3 FY 2025-26**	**Year 4 FY 2026-27**	**Year 5 FY 2027-28**	**Estimated Project Life cycle cost**
Estimated Expenditures to-date	$ -	**$ 50,000**	**$ -**	**$ -**	**$ -**	**$ -**	**$ 50,000**
Project Start	: 7/1/2022				**Estimated Completion**	: 6/30/2024	

Description

An energy optimization assessment to identify energy conservation measures and renewable energy generation opportunities. This audit will help the City identify and develop energy investment initiatives for facilities.



History, Status, or Impact if Delayed

General Plan Goals/Policies

Goal CS.1 & CS.9, Policy CS.9.1, Goal SE.3, Policy SE.1.3

Summary of Capital Cost

	Budget	Projected Budget				Project Estimate
USE(S)	**FY 2023-24**	**FY 2024-25**	**FY 2025-26**	**FY 2026-27**	**FY 2027-28**	**FY 2023-2028**
Planning	$ 50,000					$ 50,000
Contingency						$ -
TOTAL USES	**$ 50,000**	**$ -**	**$ -**	**$ -**	**$ -**	**$ 50,000**
SOURCE(S)						
106 - Measure S 2014	$ 50,000					$ 50,000
TOTAL FUNDS	**$ 50,000**	**$ -**	**$ -**	**$ -**	**$ -**	**$ 50,000**

IN2101 - EMERGENCY POWER FOR CRITICAL FACILITIES

Functional Area	: Infrastructure Assessment		**Project Origin**	: Council Request		**Priority Score**	
Type of CIP		**Budget**	**Unappropriated Subsequent Years**				
☐ New ☐ Expansion ☐ Replacement ☐ Renovation ☐ Land/Row Acq. Required ☐ Rehabilitation		**Year 1 FY 2023-24**	**Year 2 FY 2024-25**	**Year 3 FY 2025-26**	**Year 4 FY 2026-27**	**Year 5 FY 2027-28**	**Estimated Project Life cycle cost**
Estimated Expenditures to-date	$ -	**$ 30,000**	**$ 170,000**	**$ -**	**$ -**	**$ -**	**$ 200,000**
Project Start	: 7/1/2023				**Estimated Completion**	: 6/30/2025	

Description

During severe natural hazard events, it is highly likely that utility power will not be available for an extended period of time. Critical facilities will need reliable sources of sustained electrical power to continue operations. This project will: 1) identify critical facilities in need of back-up power in coordination with an Emergency Operations Plan (EOP) , 2) assess power loads in each critical facility that requires back-up power, 3) determine the costs and technology options including solar battery storage, and 4) make any additional recommendations to Council before advancing to construction.

History, Status, or Impact if Delayed

The Public Safety Building, Fire Station 74, and the Water Pollution Control Plant have stand by generators.

General Plan Goals/Policies

Policy GM.4.1, Policy CS.2.6, Goal CS.9, Goal HS.4

Summary of Capital Cost

	Budget	**Projected Budget**				**Project Estimate**
USE(S)	**FY 2023-24**	**FY 2024-25**	**FY 2025-26**	**FY 2026-27**	**FY 2027-28**	**FY 2023-2028**
Design	$ 30,000					$ 30,000
Construction		$ 170,000				$ 170,000
TOTAL USES	**$ 30,000**	**$ 170,000**	**$ -**	**$ -**	**$ -**	**$ 200,000**
SOURCE(S)						
100 - General Fund	$ 30,000	$ 170,000				$ 200,000
TOTAL FUNDS	**$ 30,000**	**$ 170,000**	**$ -**	**$ -**	**$ -**	**$ 200,000**

IN2102 - Municipal Broadband Feasibility

Functional Area	: Infrastructure Assessment	Project Origin	: Council Request	Priority Score

Type of CIP		Budget	Unappropriated Subsequent Years				
☐ New ☐ Expansion ☐ Replacement ☐ Renovation ☐ Land/Row Acq. Required ☐ Rehabilitation		Year 1 FY 2023-24	Year 2 FY 2024-25	Year 3 FY 2025-26	Year 4 FY 2026-27	Year 5 FY 2027-28	Estimated Project Life cycle cost
Estimated Expenditures to-date	$ -	**$ 60,000**	**$ -**	**$ -**	**$ -**	**$ -**	**$ 60,000**

Project Start	: 7/1/2022	Estimated Completion	: 6/30/2024

Description

A feasibility study to understand the high speed (broadband) connectivity available to community residents, businesses, and other organizations in terms of coverage, speed, and cost; determine whether there are gaps relative to modern standards; if there are gaps, identify and assess potential City interventions (including public-private partnerships) with respect to cost, effectiveness, and feasibility; and make a recommendation regarding next City steps on digital connectivity as appropriate.

History, Status, or Impact if Delayed

Staff released an Request for Proposals for this effort on April 11, 2023.

General Plan Goals/Policies

Goal CS.11, Policy CS.11.2, Policy CS.11.5

Summary of Capital Cost

	Budget	Projected Budget				Project Estimate
USE(S)	**FY 2023-24**	**FY 2024-25**	**FY 2025-26**	**FY 2026-27**	**FY 2027-28**	**FY 2023-2028**
Planning	$ 60,000					$ 60,000
Contingency						$ -
TOTAL USES	**$ 60,000**	**$ -**	**$ -**	**$ -**	**$ -**	**$ 60,000**
SOURCE(S)						
106 - Measure S 2014	$ 60,000					$ 60,000
TOTAL FUNDS	**$ 60,000**	**$ -**	**$ -**	**$ -**	**$ -**	**$ 60,000**

IN2103 - Recycled Water Feasibility

Functional Area	: Infrastructure Assessment		**Project Origin**	: Council Request		**Priority Score**	
Type of CIP		**Budget**	**Unappropriated Subsequent Years**				
☐ New ☐ Expansion ☐ Replacement ☐ Renovation ☐ Land/Row Acq. Required ☐ Rehabilitation		**Year 1 FY 2023-24**	**Year 2 FY 2024-25**	**Year 3 FY 2025-26**	**Year 4 FY 2026-27**	**Year 5 FY 2027-28**	**Estimated Project Life cycle cost**
Estimated Expenditures to-date	$ -	**$ 60,000**	**$ 140,000**	**$ -**	**$ -**	**$ -**	**$ 200,000**
Project Start	: 7/1/2022				**Estimated Completion**	: 6/30/2024	

Description

A feasibility study will allow the City to plan and phase the construction of future recycled water distribution system infrastructure. The study will identify potential recycled water customers, evaluate the quantity, quality, and recycled water distribution system options to address the needs of potential users in surrounding areas, seek opportunities to phase the construction of a recycled water delivery system, and develop planning-level cost options for the phased system.

History, Status, or Impact if Delayed

Recycled water delays or eliminates the need to construct more potable water facilities, sustains the economy with increased water supply reliability, protects the environment, safeguards investments in parks and landscaping with drought proof or drought resistant water supply, and contributes to a green and healthy environment. In 2019, East Bay Municipal Utility District (EBMUD) prepared an Updated Recycled Waster Plan which considered the potential for potable reuse in EBMUD's water service area. The development of a new recycled water supply for the Phillips 66 refinery in Rodeo using effluent from the Pinole-Hercules and Rodeo wastewater treatment plants was among the recommended non-potable reuse projects. This project is estimated to deliver up to 3.67 MGD of recycled water to the refinery for use in their boilers and cooling towers. The combined final disinfected effluent from both plants would be pumped at the Rodeo Pump Station to the refinery for treatment a new advanced recycled water treatment plan. This project was recommended by EBMUD because it would deliver a large amount of water to a single customer, with comparatively few pipelines required due to the short distance between the sources of wastewater and the Phillips 66 Refinery

General Plan Goals/Policies

Policy OS.8.1, Policy OS.8.7, Goal SE.9, Policy SE.9.1, Policy SE.9.4

Summary of Capital Cost

	Budget	**Projected Budget**				**Project Estimate**
USE(S)	**FY 2023-24**	**FY 2024-25**	**FY 2025-26**	**FY 2026-27**	**FY 2027-28**	**FY 2023-2028**
Planning	$ 60,000	$ 140,000				$ 200,000
Contingency						$ -
TOTAL USES	**$ 60,000**	**$ 140,000**	**$ -**	**$ -**	**$ -**	**$ 200,000**
SOURCE(S)						
100 - General Fund	$ 60,000	$ 140,000				$ 200,000
TOTAL FUNDS	**$ 60,000**	**$ 140,000**	**$ -**	**$ -**	**$ -**	**$ 200,000**

IN2106 - Active Transportation Plan

Functional Area	: Infrastructure Assessment	Project Origin	: TAPS	Priority Score

Type of CIP		Budget	Unappropriated Subsequent Years				
☐ New ☐ Expansion ☐ Replacement ☐ Renovation ☐ Land/Row Acq. Required ☐ Rehabilitation		Year 1 FY 2023-24	Year 2 FY 2024-25	Year 3 FY 2025-26	Year 4 FY 2026-27	Year 5 FY 2027-28	Estimated Project Life cycle cost
Estimated Expenditures to-date	$ 18,000.00	**$ 170,000**	**$ -**	**$ -**	**$ -**	**$ -**	**$ 188,000**

Project Start	: 7/1/2022	Estimated Completion	: 6/30/2024

Description

Development of an Active Transportation Plan will act as a guide for active mobility within and around Pinole. The Plan will identify an integrated network of walkways and bikeways that connect Pinole neighborhoods and communities to employment, education, commercial, recreational, and tourist destinations. The plan will prioritize a set of connected projects, that when fully implemented, will increase active transportation opportunities and make it safe and more convenient for people to walk, bike, and use non-auto forms of travel.

History, Status, or Impact if Delayed

In March 7, 2023, City Council awarded a contract to GHD for the preparation of a Park Master Plan.

General Plan Goals/Policies

Goal GM.1, Goal GM.3, Policy GM.3.2, Policy CE.1.4, Policy CE.8.2, Goal CS.10

Summary of Capital Cost

	Budget	Projected Budget				Project Estimate
USE(S)	**FY 2023-24**	**FY 2024-25**	**FY 2025-26**	**FY 2026-27**	**FY 2027-28**	**FY 2023-2028**
Planning	$ 170,000					$ 170,000
Contingency						$ -
TOTAL USES	**$ 170,000**	**$ -**	**$ -**	**$ -**	**$ -**	**$ 170,000**
SOURCE(S)						
100 - General Fund	$ 170,000					$ 170,000
TOTAL FUNDS	**$ 170,000**	**$ -**	**$ -**	**$ -**	**$ -**	**$ 170,000**

IN1703 - Storm Drainage Master Plan

Functional Area	: Infrastructure Assessment		**Project Origin**	: Staff Recommendation		**Priority Score**	
Type of CIP		**Budget**	**Unappropriated Subsequent Years**				
☐ New ☐ Expansion ☐ Replacement ☐ Renovation ☐ Land/Row Acq. Required ☐ Rehabilitation		**Year 1 FY 2023-24**	**Year 2 FY 2024-25**	**Year 3 FY 2025-26**	**Year 4 FY 2026-27**	**Year 5 FY 2027-28**	**Estimated Project Life cycle cost**
Estimated Expenditures to-date		**$ 75,000**	**$ 175,000**	**$ -**	**$ -**	**$ -**	**$ 250,000**
Project Start	: 7/1/2020					**Estimated Completion**	: 6/30/2024

Description

Preparation of a storm drain master plan will provide an analysis of the existing collection system. The plan will identify system deficiencies related to capacity, functionality, and permit compliance. The plan can serve to guide future budget allocations for improvements to the system.

History, Status, or Impact if Delayed

General Plan Goals/Policies

Policy GM.4.1, Policy CS.7.1

Summary of Capital Cost

	Budget	**Projected Budget**				**Project Estimate**
USE(S)	**FY 2023-24**	**FY 2024-25**	**FY 2025-26**	**FY 2026-27**	**FY 2027-28**	**FY 2023-2028**
Planning	$ 75,000	$ 175,000				$ 250,000
Contingency						$ -
TOTAL USES	**$ 75,000**	**$ 175,000**	**$ -**	**$ -**	**$ -**	**$ 250,000**
SOURCE(S)						
106 - Measure S 2014	$ 75,000	$ 175,000				$ 250,000
TOTAL FUNDS	**$ 75,000**	**$ 175,000**	**$ -**	**$ -**	**$ -**	**$ 250,000**

IN1704 - Park Master Plan

Functional Area	: Infrastructure Assessment		**Project Origin**	: Staff Recommendation		**Priority Score**	
Type of CIP		**Budget**	**Unappropriated Subsequent Years**				
☐ New ☐ Expansion ☐ Replacement ☐ Renovation ☐ Land/Row Acq. Required ☐ Rehabilitation		**Year 1 FY 2023-24**	**Year 2 FY 2024-25**	**Year 3 FY 2025-26**	**Year 4 FY 2026-27**	**Year 5 FY 2027-28**	**Estimated Project Life cycle cost**
Estimated Expenditures to-date	$ 15,000.00	**$ 150,000**	**$ -**	**$ -**	**$ -**	**$ -**	**$ 165,000**
Project Start	: 7/1/2020				**Estimated Completion**	: 6/30/2024	

Description

This project will prepare a citywide master plan to address the city's long-term needs and goals for parks, recreation, and open space. The master plan will identify the City's current parks and recreation assets, determine the City's future parks and recreation needs and priorities, and recommend capital, operational, and financial strategies to meet the City's needs.

CITY OF PINOLE
PARK MASTER PLAN

History, Status, or Impact if Delayed

In early 2022, City staff issued a Request for Proposals (RFP) to solicit bids to prepare the master plan. On December 20, 2022, the City Council awarded a contract to RJM Design Group for the preparation of the City's Master Plan. The consultant partcipated in a kick off meeting with staff in April 2023.

General Plan Goals/Policies

Goal CS.3, Policy CS.3.1

Summary of Capital Cost

	Budget	**Projected Budget**				**Project Estimate**
USE(S)	**FY 2023-24**	**FY 2024-25**	**FY 2025-26**	**FY 2026-27**	**FY 2027-28**	**FY 2023-2028**
Planning	$ 150,000					$ 150,000
Contingency						$ -
TOTAL USES	**$ 150,000**	**$ -**	**$ -**	**$ -**	**$ -**	**$ 150,000**
SOURCE(S)						
106 - Measure S 2014	$ 150,000					$ 150,000
TOTAL FUNDS	**$ 150,000**	**$ -**	**$ -**	**$ -**	**$ -**	**$ 150,000**

Capital Iimprovement Plan consistency with General Plan

Funding is estimated for specific projects or asset plans in the draft FY 2023/24 – 2027/28 CIP which support the goals and policies of following elements of the General Plan:

- Community Character (CC)
- Growth Management (GM)
- Land Use & Economic Development (LU)
- Housing (H)
- Circulation Element (CE)
- Community Services and Facilities (CS)
- Health and Safety (HS)
- Natural Resources and Open Space (OS)
- Sustainability Element (SE)

The acroynms and associated General P lan goals/policies are listed on individual project sheets.

The draft FY 2023/24 – 2027/28 CIP includes funding for projects over the next five (5) fiscal years that support General Plan policies and enhance public infrastructure, amenities, and services in Pinole. The Capital Improvement Plan will also involve actively seeking out grants funds to supplement local funding sources to complete projects. The Capital Improvement Plan is consistent with and helps implement the following General Plan goals and policies:

Community Character Element

GOAL CC.1 Maintain Pinole's unique qualities and sense of place to preserve the established historic and small-town character of the city.

> POLICY CC.1.2 Require all new development to incorporate high-quality site design, architecture and planning to enhance the overall quality of the built environment in Pinole and create a visually interesting and aesthetically pleasing town environment.
>
> POLICY CC.1.3 To enhance a sense of arrival and create a strong appealing image that promotes community identity, the City shall develop community entry features at key gateways or city entries along Interstate 80. Entryways shall incorporate landscaping, trees, structural architectural elements, signage and public art.
>
> POLICY CC.1.5 Encourage project compatibility, interdependence and support with neighboring uses, especially between commercial and mixed-use centers and the surrounding residential neighborhoods. Uses should relate to one another with pedestrian connections, transit options, shared parking, landscaping, public spaces, and the orientation and design of buildings.

GOAL CC.2 Emphasize and enhance the visual and physical connection between the city's natural environment and the community's quality of life.

> POLICY CC.2.1 Provide visual and physical connections between the natural environment and the built environment through careful site design, building placement, architectural features that allow views of Pinole's unique environment such as ridgelines or the San

Pablo Bay shoreline, public access to open space such as via the Bay Trail, and the use of native vegetation in the urban environment such as for landscape buffers for sidewalk areas and street trees.

POLICY CC.2.2 Preserve natural resources within the built environment, including trees, marshes, creeks and hillsides.

GOAL CC.5 Enhance the quality of life in Pinole by acknowledging the cultural diversity and by promoting, preserving and sustaining the cultural and performing arts.

POLICY CC.5.1 Celebrate the city's cultural diversity through public art, cultural centers and community events for the benefit and enjoyment of all residents.

POLICY CC.5.2 Develop programs and facilities that promote the cultural and performing arts in Pinole.

Growth Management Element

GOAL GM.1 Regional Planning. Support cooperative transportation, land use and public service planning in Contra Costa County.

POLICY GM.1.1 West Contra Costa County Planning Activities. Achieve efficient public service delivery by coordinating with affected jurisdictions and agencies concerning public and private developments.

GOAL GM.3 Efficient Transportation. Support land use patterns that make efficient use of the transportation system and enhance public safety.

POLICY GM.3.1 Transportation Management. Make more efficient use of the regional and subregional transportation system.

POLICY GM.3.3 Provide Adequate Transportation Facilities and Services. Provide adequate transportation facilities while maintaining neighborhood integrity.

POLICY GM.3.7 Mobility-Impaired. Support efforts to provide safe and convenient transportation systems for all citizens of Pinole, particularly mobility-impaired individuals.

GOAL GM.4 Compact Development and Service Areas. Encourage infill and redevelopment in areas that are already served by utilities, infrastructure and public services.

POLICY GM.4.1 Planning for Present and Future Community Needs. Plan for, provide and maintain a level of public infrastructure facilities and services that adequately serves the present and future needs of the community.

Land Use & Economic Development Element

GOAL LU.1 Preserve and enhance the natural resources, high-quality residential neighborhoods and commercial areas, and small-town (semi-rural) character of Pinole.

POLICY LU.1.3 Establish and implement a continuing program of civic beautification, gateway or entryway enhancement, tree planting, maintenance of homes and streets, and other measures which will promote an aesthetically desirable environment and attractive neighborhood areas.

GOAL LU.4 Preserve and strengthen the identity and quality of life of Pinole's residential neighborhoods.

POLICY LU.4.1 Ensure all new development, renovation or remodeling preserves and strengthens Pinole's residential neighborhoods by requiring projects to be harmoniously designed and integrated with the existing neighborhood.

GOAL LU.6 Protect and enhance the natural resources of the San Pablo Bay waterfront for the enjoyment of Pinole residents.

POLICY LU.6.3 Provide waterfront parks, pedestrian pathways and recreation areas that are safe, accessible, and attractive for public use.

Housing Element

GOAL H.2 Protect Existing Character and Heritage. Protect and enhance the integrity and distinctive character and heritage of Pinole encouraging the development of high quality, well-designed housing and conserving existing housing.

POLICY H.2.4 Maintain Existing Housing and Neighborhood Amenities. Maintain Pinole's lifestyle characteristics by encouraging the maintenance of existing housing stock, and in particular housing with historic value, and preserving the amenities of existing neighborhoods.

GOAL H.3 Provide Adequate Services and Facilities. Provide adequate services and facilities to meet the needs of the city's current and future population.

POLICY H.3.1 Plan For Public Facility and Services Needs. Future development shall be planned based on public facility and service capacity, community-wide needs, sound citywide and neighborhood planning and public improvement programming.

POLICY H.3.4 Encourage new pedestrian-oriented development. Encourage new development and redevelopment that places residences in close proximity to a variety of services and facilities.

Circulation Element

GOAL CE.1 Reduce vehicle miles traveled and encourage the use of public transit.

POLICY CE.1.1 Encourage strategic growth that concentrates future development along Pinole's three primary transit corridors (San Pablo Avenue, Appian Way and Pinole Valley Road).

POLICY CE.1.3 Encourage development that is sensitive to both local and regional transit measures and that promotes the use of alternative modes of transportation.

POLICY CE.1.4 Encourage maximum utilization of the existing public transit system and alternate modes of transportation in Pinole.

GOAL CE.3 Provide timely input and effective means (as appropriate) of programming street and highway improvements to maintain the objective peak hour level of service without detrimentally impacting community character or commercial activity.

POLICY 3.2. Maintain roadway network at or above established LOS thresholds.

GOAL CE.4 Establish programs to support sidewalk, trail and street enhancements, where feasible.

POLICY CE.4.5 Inventory sidewalk conditions to identify opportunities for enhancements to the circulation system and to help prioritize repair and maintenance activities as funding becomes available.

GOAL CE.5 Provide adequate parking and loading facilities while encouraging alternative means of transportation.

GOAL CE.7 Support bicycle use as a mode of transportation by enhancing infrastructure to accommodate bicycle and rides.

POLICY CE.7.1 Enhance the City's Bikeway network through the use of Class I, II, and III bikeways.

POLICY CE.7.3 Establish a network of multi-use paths to facilitate safe and direct off-street bicycle and pedestrian travel.

Community Services and Facilities Element

GOAL CS.1 Provide safe, attractive and efficiently designed infrastructure and sustainable facilities to serve the public.

POLICY CS.1.1 The City will strive to provide safe, attractive and efficiently designed facilities for public and quasi-public organizations.

POLICY CS.1.3 The City will endeavor to provide convenient access to community facilities and services to all areas of the community.

GOAL CS.2 Ensure and maintain a high level of public safety in the community.

POLICY CS.2.6 The City will continue to fund the repair, maintenance and expansion of facilities to respond to evolving service needs.

GOAL CS.3 Provide adequate and high-quality recreational opportunities and programs for the community.

POLICY CS.3.1 Continue to provide a variety of recreational opportunities that serve and represent all aspects of the community.

POLICY CS.3.3 Expand and organize a multi-use trail system.

GOAL CS.6 Provide adequate, economical and dependable wastewater collection service and treatment.

POLICY CS.6.1 The City shall continue to make capital improvements to the wastewater collection and treatment system to maintain system capability and reliability.

GOAL CS.7 Minimize flooding.

POLICY CS.7.1 The City will ensure that the storm drain system has adequate capacity to minimize street flooding and, where feasible, shall expand the capacity of the system to control storm flows.

GOAL CS.9 Provide economical and dependable community services while conserving energy resources.

POLICY CS.9.1 The City will seek opportunities to improve the energy efficiency of facilities and operations.

GOAL CS.10 Provide safe, efficient roadway infrastructure to support multiple modes of transportation and to meet existing and future circulation needs.

POLICY CS.10.2 The City will update, where possible, the existing roadway network to enhance pedestrian, bicycle and transit circulation while maintaining safe vehicular circulation.

Health and Safety Element

GOAL HS.1 Minimize the potential for loss of life, injury, damage to property, economic and social dislocation, and unusual public expense due to natural and man-made hazards.

GOAL HS.2 Protect the community from the risk of flood damage and improve surface water quality.

POLICY HS.2.4 Continue to monitor studies that identify anticipated changes in sea level and create appropriate standards and improvements to minimize flood risks.

POLICY HS.2.5 Establish appropriate capital improvements and management programs to reduce wet weather sewer treatment demand and avoid discharge to the shallow water outfall.

GOAL HS.3 Minimize hazards of soil erosion, weak and expansive soils, potentially hazardous soils materials, other hazardous materials, geologic instability and seismic activity.

POLICY HS.3.5 Require proper handling, storage, disposal and cleanup of hazardous materials to prevent leakage, potential explosions, fires or the escape of harmful gases and to prevent individually innocuous materials from combining to form hazardous substances, especially at the time of disposal.

GOAL HS.4 Ensure that government agencies, citizens and businesses are prepared for an effective response and recovery in the event of emergencies or disasters.

POLICY HS.4.1 Continue to provide essential emergency public services during natural catastrophes

POLICY HS.4.3 Incorporate technological enhancements in new and substantially remodeled structures and facilities to support and improve emergency services.

GOAL HS.6 Support multiple forms of transportation and a circulation system design that reduces vehicle trips and emissions.

POLICY HS.6.1 Promote and encourage walking and bicycling as viable forms of transportation to services, shopping and employment.

GOAL HS.7 Ensure that all new development meets or exceeds state and federal water quality standards.

POLICY HS.7.1 Support Regional, state and federal clean water programs.

POLICY HS.7.3 Reduce the transport of runoff and surface pollutants.

POLICY HS.7.6 Establish appropriate capital improvements and management programs to reduce wet weather sewer treatment demand and avoid discharge to the shallow water outfall.

Natural Resources and Open Space Element

GOAL OS.1 Ensure the preservation of natural resources by determining appropriate land use and compatibility with natural resources and open space.

POLICY OS.1.2 Agency Cooperation. Work with Federal, State and local regulatory and trustee agencies to promote the long-term sustainability of local natural resources.

Sustainability Element

GOAL SE.3 The City will reduce its contribution to climate change and mitigate and adapt to the effects of climate change as appropriate.

POLICY SE.3.1 Reduce greenhouse gas emissions from City operations and community sources by a minimum of 15 percent below current or baseline levels by the year 2020.

POLICY SE.3.4 Reduce GHG emissions by reducing vehicle miles traveled and by increasing or encouraging the use of alternative fuels and transportation technologies.

POLICY SE.1.3 Enhance the energy efficiency of all City facilities.

GOAL SE.7 Air quality will be maintained and improved for the City of Pinole and the Bay Area as a region and not decline below levels measured in early 1990's.

POLICY SE 7.3 Support efforts to comprehensively address air quality issues through education, regulation, and innovation.

GOAL SE.8 Utilize transit options and reduce vehicle miles traveled and single-occupancy vehicle use.

POLICY SE.8.7 Work to improve Pinole's pedestrian and bicycle infrastructure and to meet the needs of all pedestrians and bicyclists.

POLICY SE.8.10 Support and promote the use of low- and zero-emissions vehicles, alternative fuels, and other measures to directly reduce emissions from motor vehicles.

Community Character Element

GOAL CC.1 Maintain Pinole's unique qualities and sense of place to preserve the established historic and small-town character of the city.

POLICY CC.1.2 Require all new development to incorporate high-quality site design, architecture and planning to enhance the overall quality of the built environment in Pinole and create a visually interesting and aesthetically pleasing town environment.
POLICY CC.1.3 To enhance a sense of arrival and create a strong appealing image that promotes community identity, the City shall develop community entry features at key gateways or city entries along Interstate 80. Entryways shall incorporate landscaping, trees, structural architectural elements, signage, and public art.

CAPITAL IMPROVEMENT PLAN: FY 2022/23 THROUGH FY 2026/27
UNFUNDED AND UNPROGRAMMED PROJECTS

#	Unfunded/Unprogrammed Projects
UF001	Railroad Avenue Bridge Removal and Replacement
UF002	Electric Vehicle Charging Stations in City lots
UF003	Parking lot resurfacing
UF004	LLAD Landscape Restoration and Improvement
UF005	Dog Park Restroom Replacement
UF006	Dog Park resurfacing and fencing improvements
UF007	Eucalyptus Grove Restoration
UF008	Fernandez Park Baseball grandstand improvement
UF009	Repave Trails
UF010	ADA Ramps
UF011	Appian Complete Streets
UF012	Bridge Maintenance
UF013	Installation of High intensity Activated crossWALK (HAWK)
UF014	Pavement Maintenance
UF015	I-80/Pinole Valley Rd. Interchange Improvements
UF016	Shale Hill Retaining wall and sidewalk gap
UF017	Sidewalks gaps
UF018	Signal System Upgrades
UF019	San Pablo Sewer Lift Station Upgrade
UF020	Sewer Collection Systemwide Rehabilitation
UF021	Tree Master Plan
UF022	San Pablo Avenue Bridge over BNSF Railroad
UF023	Installation of Solar at City Facilities
UF024	All weather access roads
UF025	Faria House Renovations

UF001 - Railroad Avenue Bridge Removal and Replacement

Project Information

The Contra Costa County Flood Control and Water Conservation District has advised removal of the Railroad Avenue Bridge. The bridge is a flood barrier. The first step is to determine if the City of Pinole is the responsible agency for this project.

Origin: Staff Recommendation

Budget Unit: Roads/Sanitary Sewer/ Stormwater

Cost Estimate:

Potential Funding Sources:

UF002 - Electric Vehicle Charging Stations in City lots

Project Information

The City desires to promote and encourage the use of electric vehicles. With increased adoption of alternative fuel vehicles, the need for charging infrastructure is growing. The City wishes to install charging stations in city owned parking lots. The first step is to complete a load study at City owned parking lots to determine the electrical capacity at each site. There may be significant electrical upgrades necessary to install charging stations. Electrical capacity and siting determine ultimately determine the cost of each project. There are incentives available for the charging equipment.

Origin: Council Request

Budget Unit: Facilities

Cost Estimate:

Potential Funding Sources: Bay Area Air Quality Management District, West Contra Costa Transportation Authority, Marin Clean Energy

UF003 - Parking lot resurfacing

Project Information

This project is to maintain and enhance existing City owned parking facilities and infrastructure, to increase parking supply, and to support ongoing multi-modal and streetscape improvements. Improvements include saw cutting and demolition, pavement removal, earthwork, pavement installation, curb and gutter, striping, and signage.

Origin: Staff Recommendation

Budget Unit: Facilities

Cost Estimate:

Potential Funding Sources: Economic stimulus funding

UF004 - LLAD Landscape Restoration and Improvement

Project Information

The Pinole Valley Road Landscape and Lighting Assessment District was formed in 2008. The City installed various improvements on Pinole Valley Road between Henry Avenue and Ramona Street. The district provides maintenance to traffic signals, streetlights, median landscaping, irrigation for landscaping, electricity to traffic signals and streetlights, and graffiti removal. This project will maintain and restore turf, shrubs, plants and trees within the District.

Origin: LLAD Report

Budget Unit: LLAD

Cost Estimate:

Potential Funding Sources: Fund 345 & 348

UF005 - Dog Park Restroom Replacement

Project Information

The existing restroom located at the Dog Park is beyond its useful life and requires replacement.

Origin: Staff Recommendation

Budget Unit: Parks

Cost Estimate:

Potential Funding Sources: -

UF006 - Dog Park resurfacing and fencing improvements

Project Information

Resurfacing and fencing improvements

Origin: Staff Recommendation

Budget Unit: Parks

Cost Estimate:

Potential Funding Sources:

UF007 - Eucalyptus Grove Restoration

Project Information

The open space located between the Old Town area between John St. and Pinole Valley Road is forested with Eucalyptus trees. In 2014, a Safety Inspection was conducted by a consultant. A total of 8 trees were recommended for removal, and root crown excavation was recommended for 3 trees. 2 trees were determined to be hollow and recommended for further investigation to evaluate the level of internal decay. In 2018, the City hired a company to remove 20 Eucalyptus trees in the area. There are still many trees left and many of the prior trees were felled with the trunks remaining on site. This project will remove the remaining trees, both standing and, on the ground, and regreen this area with native trees.

Origin: Council Request

Budget Unit: Parks

Cost Estimate:

Potential Funding Sources:

UF008 - Fernandez Park Baseball grandstand improvement

Project Information

The current grandstand is aging and requires increased maintenance to maintain its serviceability.

Origin: Staff Recommendation

Budget Unit: Parks

Cost Estimate:

Potential Funding Sources:

UF009 - Repave Trails

Project Information

The City's goal is to develop safe, connected, and comfortable bicycle and pedestrian facilities for people of all ages and abilities. Repaving trails will enhance trail access from the City's roadway network to encourage alternative modes of transportation.

Origin: Staff Recommendation

Budget Unit: Parks

Cost Estimate:

Potential Funding Sources:

UF010 - ADA Ramps

Project Information

This project involves removing barriers to accessibility for persons using wheelchairs or other personal assistance devices and improving pedestrian accessibility and safety by reconstructing or upgrading curb ramps at various locations throughout the City.

Origin: Staff Recommendation

Budget Unit: Roads

Cost Estimate:

Potential Funding Sources:

UF011 - Appian Complete Streets

Project Information

This project will provide continuous sidewalks and bike lanes along Appian Way from San Pablo Dam Rd. in unincorporated El Sobrante to about 1500 lineal feet north of the city limit within the City of Pinole. The City will seek 2019 STMP funds from West Contra Costa Transportation Authority for preliminary design.

Origin: Staff Recommendation

Budget Unit: Roads

Cost Estimate: $970,000

Potential Funding Sources: -

UF012 - Bridge Maintenance

Project Information

Maintenance of vehicular and pedestrian bridges as identified in the Caltrans Bridge Inspection Reports and Pedestrian Bridge Inspection Reports completed by Quincy Engineering, Inc.

Origin: Staff Recommendation

Budget Unit: Roads

Cost Estimate:

Potential Funding Sources:

UF013 - Installation of High intensity Activated crossWALK (HAWK)

Project Information

A High Intensity Activated crossWALK (HAWK) beacon is a traffic control device used to stop road traffic and facilitate pedestrians to cross more safely. HAWKS are candidate treatments for roads with three or more lanes and generally have an annual average daily traffic above 9,000. HAWKS are considered for all midblock and intersection crossings where roadway speed limits are equal or greater than 40 mph. The safety of various crossings can be improved in Pinole through the installation of a HAWK.

Origin: Staff Recommendation

Budget Unit: Roads

Cost Estimate:

Potential Funding Sources:

UF014 - Pavement Maintenance

Project Information

The City uses a pavement management software known as StreetSaver to strategize the most cost effective method to extend the pavement life. Pavement Maintenance is necessary to maintain the City's pavement network. Deferred maintenance results in increased costs over time.

Origin: Staff Recommendation

Budget Unit: Roads

Cost Estimate: $42,000,000

Potential Funding Sources: Fund 200 and Fund 106

UF015 - I-80/ Pinole Valley Rd. Interchange Improvements

Project Information

This project will widen Pinole Valley Road ramp terminal intersections at I-80 to provide a dedicated right turn lane to the eastbound and westbound I-80 on ramps. This project will also provide crossing enhancements at the Pinole Valley Road and I-80 intersection.

Origin: Staff Recommendation

Budget Unit: Roads

Cost Estimate: $10,959,000

Potential Funding Sources:

UF016 - Shale Hill Retaining wall and sidewalk gap

Project Information

Shale Hill is located on San Pablo Ave. near Oak Ridge Road. The cut slope above the pavement is comprised of shale which is loose and sloughs onto the road. There is no sidewalk in this area because the toe of the embankment is uncontrolled and there is inadequate space to accommodate a sidewalk. Staff has not been successful in securing grant funds for this project.

Origin: Staff Recommendation

Budget Unit: Roads

Cost Estimate:

Potential Funding Sources:

UF017 - Sidewalk gaps

Project Information

This project will address sidewalk gaps by installing public sidewalks where sidewalks are missing on one or both sides of the street. This work will be coordinated with other construction projects. Sidewalk gaps often exist in places with site constraints (i.e. right of way, grade/slopes, or utility conflicts) or are adjacent to properties that have been required to provide sidewalks in the past due to land uses or ownerships. Locations for repair will be selected based on site conditions, pedestrian safety, and adjacent property attributes.

Origin: Staff Recommendation

Budget Unit: Roads

Cost Estimate:

Potential Funding Sources:

UF018 - Signal System Upgrades

Project Information

This project will upgrade various aspects of the City's traffic signal system including: traffic signal controller equipment, vehicle detection, traffic signal arms and heads, battery backup systems, and communications systems to reduce congestion and improve safety for the Pinole community.

Origin: Staff Recommendation

Budget Unit: Roads

Cost Estimate:

Potential Funding Sources:

UF019 - San Pablo Sewer Lift Station Upgrade

Project Information

This project involves upgrading the structural and electrical needs of the San Pablo Ave. lift station to address the safety and operational deficiencies.

Origin: Sanitary Sewer Master Plan

Budget Unit: Sewer

Cost Estimate:

Potential Funding Sources:

UF020 - Sewer Collection Systemwide Rehabilitation

Project Information

In 2020, the City contracted with a consultant to prepare a sanitary sewer collection system master plan. The Master Plan will provide condition assessment of sewer collection assets that will inform capital planning.

Origin: Sanitary Sewer Master Plan

Budget Unit: Sewer

Cost Estimate:

Potential Funding Sources:

UF021 - Tree Master Plan

Project Information

In 2019, the City Council established a Beautification Ad Hoc Committee to analyze options for, and to make recommendations to Council regarding clean-up and beautification projects in Pinole. Among other projects, the Committee recommended the development of a Tree Master Plan to inventory the existing trees, and to develop a plan for managing the tree inventory, including finding tree planting opportunities.

Origin: Beautification AdHoc Committee

Budget Unit:

Cost Estimate: $375,000

Potential Funding Sources: Cal Fire Urban and Community Forestry Grant Program

UF022 - San Pablo Avenue Bridge over BNSF Railroad

Project Information

This project will replace the existing thirteen span reinforced concrete span structure over the Burlington Northern Santa Fe Railroad adjacent to San Pablo Avenue at the easterly limits of the City. On 02/18/20, Council awarded a contract to a Consultant to begin the preliminary engineering (PE) for this project (CIP Project RO1710). The PE will be completed in two phases due to funding limitations. The first phase was necessary to develop a final cost estimate to facilitate pursuing additional funding required to complete all phases including construction.

Origin: End of life cycle

Budget Unit: Roads

Cost Estimate: $35,582,665

Potential Funding Sources: Fund 213, Fund 214, and Economic Stimulus funds.

UF023 - Installation of Solar at City Facilities

Project Information

This project involves procurement and installation of solar panels at City owned facilities to offset the City's electricity consumption and reduce the greenhouse gas impacts.

Origin: Council Request

Budget Unit: Facilities

Cost Estimate:

Potential Funding Sources:

UF024 - All access weather roads

Project Information

The General Plan, Chapter 8 discusses improvement of open space management to reduce wildfire risks. There is a desire to have improved, all-weather access roads through open space to improve access to and from Hercules and El Sobrante to shorten response times and improve mutual aid.

Origin: General Plan

Budget Unit: Roads

Cost Estimate:

Potential Funding Sources:

UF023 - Faria House Renovations

Project Information

The building commonly referred to as the “Faria House” is a two-story residence constructed in about 1890 and originally located at what is now 1301 Pinole Valley Road. In 2005, the Faria House was relocated to 2100 San Pablo Avenue. On June 7, 2022, City Council directed staff pursue hazard remediation and renovations to create a lower-level office, and upper-level warm shell. This project was later unfunded by City Council.

Origin: Council Request

Budget Unit: Facilities

Cost Estimate: $420,000

Potential Funding Sources: